

Tabs and Rhythm Guitar

Jacuzzi Jam!
09/05/2024

Song Index	1	Limehouse Blues - F-Ab	101
8, 9, and 10 - G	3	Ochi Tchornya (Dark Eyes) - Dm	105
After The Ball - 4/4 time - F	5	Ochi Tchornya (Dark Eyes) - Gm	107
After You've Gone - Bb	9	Pentatonic Scales	109
After You've Gone - C	12	Rose Room - Ab	112
After You've Gone - G	16	Rose Room - F	115
Ain't Misbehavin' - C	20	Shine - C	119
Ain't Misbehavin' - Eb	22	Shine - Eb	122
Ain't She Sweet - F	24	Some Of These Days - Eb	124
Ain't She Sweet - F	26	Some Of These Days - F	126
All Of Me - C	29	Some Of These Days - G	128
Anniversary Song - C	31	Sweet Georgia Brown - Ab	130
Autumn Leaves - Em	33	Sweet Georgia Brown - F	132
Avalon - F	34	Sweet Georgia Brown - G	134
(Back Home Again In) Indiana - F	37	That's-A-Plenty (v1) - F	136
Basin Steet Blues - Bb	40		
Bei Mir Bist Du Schon - Am	43		
Bei Mir Bist Du Schon - Dm	45		
Bei Mir Bist Du Schon - Em	47		
Bill Bailey - F	49		
Blue Drag - Dm	53		
Blue Skies - Am	55		
Blues Clair - C	57		
Bring Me Sunshine - Bb	58		
Bye, Bye, Blackbird - F	61		
Chinatown, My Chinatown - C	63		
Chinatown, My Chinatown - G	65		
Crazy Rhythm - F	67		
Darktown Strutter's Ball - Bb	69		
Darktown Strutter's Ball - C	71		
Diga Diga Doo - F	73		
Dinah - Ab	75		
Dinah - G	77		
Down By The Riverside - F	79		
Five Foot Two, Eyes Of Blue - C	80		
Here Comes The Hot Tamale Man - Eb	83		
I Can't Give You Anything But Love - F	86		
I Cant Give You Anything But Love - G	89		
I'll See You In My Dreams - F	91		
I've Found A New Baby - F	93		
The Jazz-Me Blues - Eb	95		
Limehouse Blues - E, G (UHC)	98		

8, 9, AND 10 - G

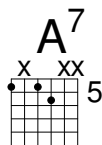
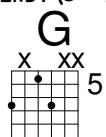
MUSIC BY JIMMY MCHUGH, PERFORMED BY SLIM AND SLAM

SOURCE

LISTEN

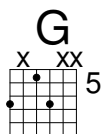
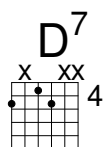
GUITAR TAB

EASY (♩ = 140)



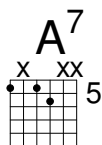
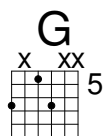
	0	0	8 8	8 8 0
T				
A	7	7		
B				

A DATE AT EIGHT WITH YOU WOULD BE GREAT.



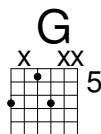
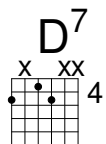
	8 10 8	10 8 0	8 8 8	8 8
T				
A		7		
B				

I'LL RUN DOWN - TOWN AND GET SOME ROL - LER SKATES YEAH YEAH.



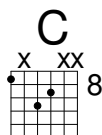
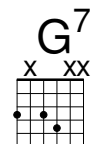
	6 8	6	6 8 10
T			
A			
B			

SKATE A - ROUND ALL OV - ER TOWN



	8 6	8 6 8 0	7 8 8	8
T				
A				
B				

UN - TIL I HEAR YOU SAY YOU'RE MINE ALL MINE.



	8 7	8 9 10	7	7 8 10
T				
A				
B				

IF EIGHT WOULD BE GREAT NINE WOULD BE FINE

21 **A⁷**

D⁷

TAB notation for measures 21-24. Measure 21: 7 7. Measure 22: 7 7 8 8. Measure 23: 7 7. Measure 24: 8 10.

I WOULD BE YOURS MA-MA YOU WOULD BE MINE.

25 **G**

A⁷

TAB notation for measures 25-28. Measure 25: 7. Measure 26: 7. Measure 27: 8 8 8. Measure 28: 8 0.

A KISS AT TEN OUR LOVE WOULD BE - GIN.

29 **D⁷**

G

TAB notation for measures 29-32. Measure 29: 10 8 10 8. Measure 30: 10 8 10 8. Measure 31: 6 8 8. Measure 32: 8.

ONE TWO THREE FOUR FIVE SIX SEV-EN EIGHT NINE AND TEN.

BLANK

AFTER THE BALL - 4/4 TIME - F

MUSIC AND WORDS BY CHARLES K. HARRIS - 1891

SOURCE: C-GAM
YOUTUBE

GUITAR TAB

F **B \flat** **F**

T	10	8	10	6	7	6	
A							10
B							

AF - TER THE BALL IS O - - VER,

F **C⁷**

T	10	8	10	6	7	0	
A							
B							

AF - TER THE BREAK OF MORN, _____

G m **D⁷** **G m**

T	6	10	6	10	8	7	8
A							
B							

AF - TER THE DANC - ERS LEAV - - ING,

C⁷ **F** **C⁷**

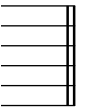
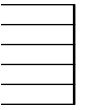
T	8	10	8	0	8		
A						10	
B							

AF - TER THE STARS ARE GONE _____

F **B \flat** **F**

T	10	8	10	6	7	6	
A							10
B							

MAN - Y A HEART IS ACH - - ING,



AFTER YOU'VE GONE - B \flat

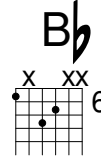
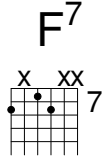
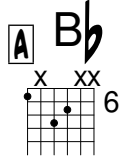
MUSIC BY TURNER LAYTON, WORDS BY HENRY CREAMER - 1918

SOURCES:

JULIUS YANG'S JAM BOOK,
THE DAILY UKULELE,
AND THE CREOLE JAZZ BAND FAKE BOOK

GUITAR TAB

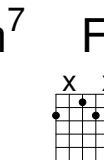
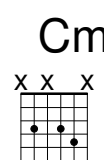
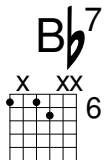
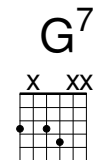
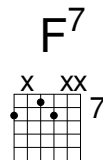
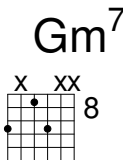
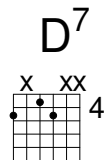
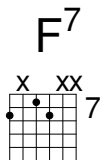
EASY (♩ = 140)



T	6	8	6	6	8	6	8	8	10	8	6	8	6	8	6	8
A																
B																

NOW WON'T YOU LIST-EN HON- EY WHILE I SAY

HOW COULD YOU TELL ME THAT YOU'RE



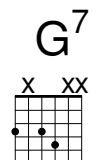
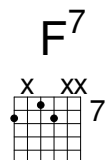
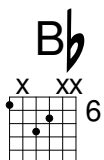
T	8	10	8	10	9	8	6	8	10	9	8	8	8	7	6	10	6	7	8
A																			
B																			

GOIN' AWAY?

DON'T SAY THAT WE MUST PART,

DON'T YOU BREAK YOUR

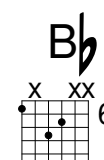
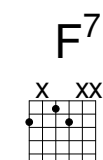
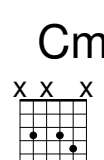
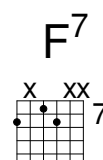
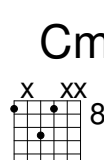
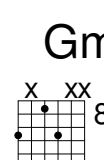
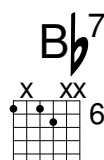
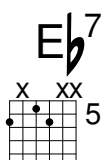
BA BY'S HEART.



T	6	8	6	6	8	6	8	6	8	7	8	8	10	8	7	6	9	6
A																		
B																		

YOU KNOW THAT I'VE LOVE YOU FOR THESE MA - NY YEARS,

LOVE YOU BOTH NIGHT AND



T	8	8	10	6	8	10	6	8	10	6	6	8	8	10	10	6
A																
B																

DAY.

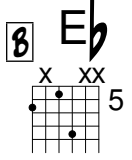
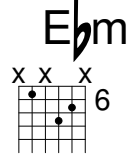
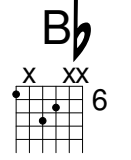
OH HON - EY BA - BY CAN'T YOU SEE

MY

TEARS? LIST - EN WHILE

I

17

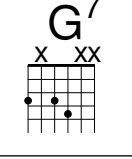
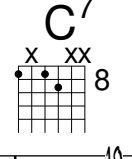
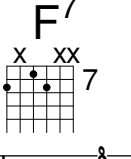
E_b  **E_bm**  **B_b** 

TAB: 8 6 8 10 | 8 10 8 10 8 | 7 6 8 10

SAY. AF - TER YOU'VE
AF - TER I'M

GONE, AND LEFT ME CRY - ING. AF - TER YOU'VE
GONE, AF - TER WE BREAK UP. AF - TER I'M

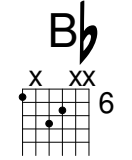
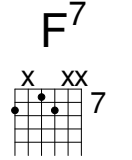
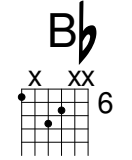
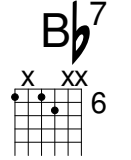
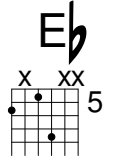
20

G⁷  **C⁷**  **F⁷** 

TAB: 8 10 8 10 8 | 8 10 10 | 8 8 8

GONE THERE'S NO DEN - Y - ING YOU'LL FEEL BLUE YOU'LL
GONE YOU'RE GON - NA WAKE UP... YOU WILL FIND YOU

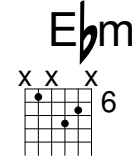
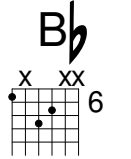
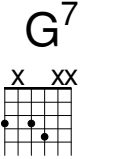
23

B_b  **F⁷**  **B_b**  **B_b⁷**  **E_b** 

TAB: 6 8 6 10 6 8 6 | 6 7 6 | 8 6 8 10

FEEL SAD YOU'LL MISS THE DEAR - EST PAL YOU'VE E - VER HAD THEY'LL
WERE BLIND TO LET SOME - BODY - Y COME AND CHANGE YOUR MIND. AF -

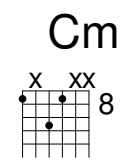
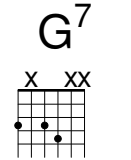
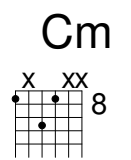
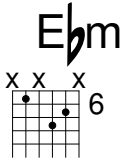
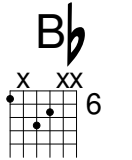
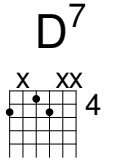
26

E_bm  **B_b**  **G⁷** 

TAB: 8 10 8 10 8 | 7 6 8 10 | 8 10 8 10 8

COME A TIME, NOW DON'T FOR - GET IT. THEY'LL COME A TIME,
- TER THE YEARS WE'VE BEEN TO - GETH - ER, THEIR JOY AND TEARS,

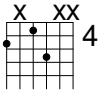
29

Cm  **G⁷**  **Cm**  **E_bm**  **B_b**  **D⁷** 

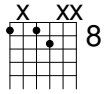
TAB: 11 10 | 8 7 8 10 8 | 9 10 6 8 7 8 10

WHEN YOU'LL RE - GRET IT. SOME DAY WHEN YOU GET LONE - LY, YOUR
ALL KINOS OF WEATH - ER. SOME DAY BLUE AND DOWNHEART - ED YOU'LL

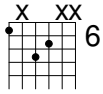
Gm



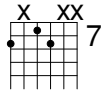
C⁷



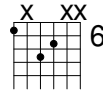
B \flat



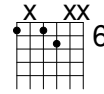
F⁷



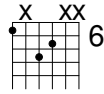
B \flat




1. B \flat ⁷



2. B \flat



32



HEART WILL BREAK LIKE MINE AND YOU'LL WANT ME
LONG TO BE WITH ME RIGHT BACK WHERE YOU

ON - LY. AF - TER YOU'VE
STARTED, AF - TER I'M

GONE
GONE,

BLANK

AFTER YOU'VE GONE - C

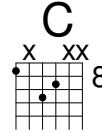
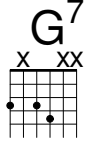
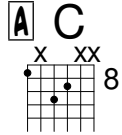
MUSIC BY TURNER LAYTON, WORDS BY HENRY CREAMER - 1918

SOURCES:

JULIUS YANG'S JAM BOOK,
THE DAILY UKULELE,
AND THE CREOLE JAZZ BAND FAKE BOOK

GUITAR TAB

EASY (♩ = 140)



T	8	10	8	8	10	8	10	10	10	10	8	10	8	8	10	8	10
A																	
B																	

NOW WON'T YOU LIST-EN HON- EY WHILE I SAY

HOW COULD YOU TELL ME THAT YOU'RE

4

G⁷	E⁷	Am⁷	G⁷	A⁷	C⁷	Dm⁷	G⁷
X 0 2 3 3 0	X 0 2 3 3 0	X 0 2 3 3 0	X 0 2 3 3 0	X 0 2 3 3 0	X 0 2 3 3 0	X 0 2 3 3 0	X 0 2 3 3 0
1 2 3	1 2 3	1 2 3	1 2 3	1 2 3	1 2 3	1 2 3	1 2 3
8	6	5	8	5	8	5	8

T	10	12	10	12	11	10	8	10	7	6	10	10	10	9	8	7	8	9	10
A																			
B																			

GOIN' AWAY?

DON'T SAY THAT WE MUST PART,

DON'T YOU BREAK YOUR

BA BY'S HEART.

9

C	G⁷	Em	A⁷
X 0 2 3 3 0	X 0 2 3 3 0	X 0 2 3 3 0	X 0 2 3 3 0
1 2 3	1 2 3	1 2 3	1 2 3
8	8	7	5

T	8	10	8	8	10	8	10	8	10	9	10	10	12	10	9	8	6	8
A																		
B																		

YOU KNOW THAT I'VE LOVE YOU FOR THESE MA - NY YEARS,

LOVE YOU BOTH NIGHT AND

12

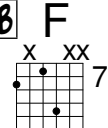
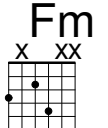
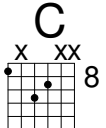
F⁷	C⁷	Am⁷	Dm	G⁷	Dm⁷	G⁷	C
X 0 2 3 3 0	X 0 2 3 3 0	X 0 2 3 3 0	X 0 2 3 3 0	X 0 2 3 3 0	X 0 2 3 3 0	X 0 2 3 3 0	X 0 2 3 3 0
1 2 3	1 2 3	1 2 3	1 2 3	1 2 3	1 2 3	1 2 3	1 2 3
7	8	5	5	8	5	8	8

T	10	10	7	8	10	7	8	10	12	8	8	10	10	7	12	8
A																
B																

DAY.

OH HON - EY BA-BY CAN'T YOU SEE MY TEARS? LIST - EN WHILE I

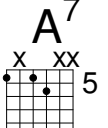
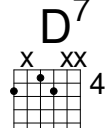
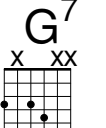
17

F  **Fm**  **C** 

TAB: 8 10 12 | 10 12 10 12 10 | 0 8 10 7

SAY. AF - TER YOU'VE GONE, AND LEFT ME CRY - ING. AF - TER YOU'VE
AF - TER I'M GONE, AF - TER WE BREAK UP. AF - TER I'M

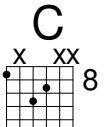
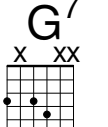
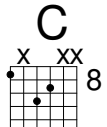
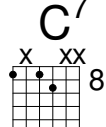
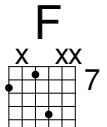
20

A⁷  **D⁷**  **G⁷** 

TAB: 10 7 10 7 10 | 10 12 12 | 10 10 10

GONE THERE'S NO DEN - Y - ING YOU'LL FEEL BLUE YOU'LL
GONE YOU'RE GON - NA WAKE UP... YOU WILL FIND YOU

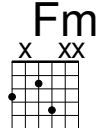
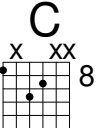
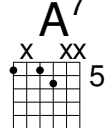
23

C  **G⁷**  **C**  **C⁷**  **F** 

TAB: 8 10 8 7 8 10 8 | 8 0 8 | 10 8 10 12

FEEL SAD YOU'LL MISS THE DEAR - EST PAL YOU'VE E - VER HAD THEY'LL
WERE BLIND TO LET SOME - BOD - Y COME AND CHANGE YOUR MIND. AF -

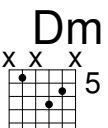
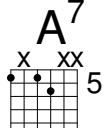
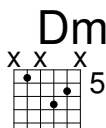
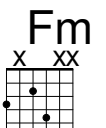
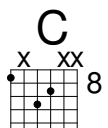
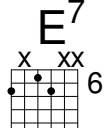
26

Fm  **C**  **A⁷** 

TAB: 10 12 10 12 10 | 0 8 10 7 | 10 7 10 7 10

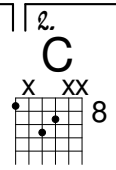
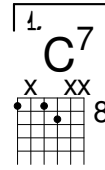
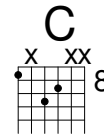
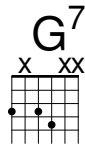
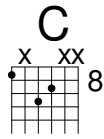
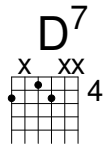
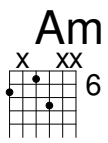
COME A TIME, NOW DON'T FOR - GET IT. THEY'LL COME A TIME, -
- TER THE YEARS WE'VE BEEN TO - GETH - ER, THEIR JOY AND TEARS, -

29

Dm  **A⁷**  **Dm**  **Fm**  **C**  **E⁷** 

TAB: 13 12 | 10 9 10 12 10 | 11 12 8 10 9 10 7

WHEN YOU'LL RE - GRET IT. SOME DAY WHEN YOU GET LONE - LY, YOUR
ALL KINDS OF WEATH - ER. SOME DAY BLUE AND DOWNHEART - ED YOU'LL



32

	0	7	10	8	10	8	12	6	8	7	10	12	8	(8)
T	10													
A			8											
B														

HEART WILL BREAK LIKE MINE AND YOU'LL WANT ME
LONG TO BE WITH ME_ RIGHT BACK WHERE YOU

ON - LY. AF - TER YOU'VE
STARTED, AF - TER I'M

GONE_
GONE, _

BLANK

AFTER YOU'VE GONE - G

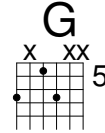
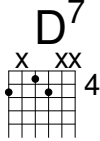
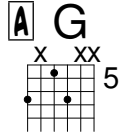
MUSIC BY TURNER LAYTON, WORDS BY HENRY CREAMER - 1918

SOURCES:

JULIUS YANG'S JAM BOOK,
THE DAILY UKULELE,
AND THE CREOLE JAZZ BAND FAKE BOOK

GUITAR TAB

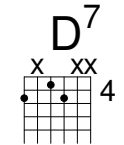
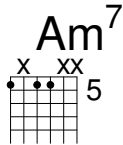
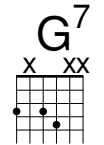
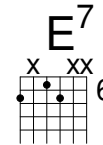
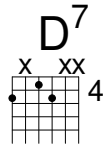
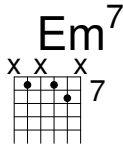
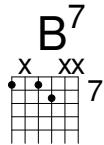
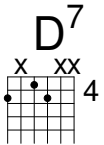
EASY (♩ = 140)



T	0	8	0	8	0	10	7	10	0	8	0	8	0
A	7		7						7		7		8
B													

NOW WON'T YOU LIST-EN HON- EY WHILE I SAY

HOW COULD YOU TELL ME THAT YOU'RE



T	10	7	10	7	6	10	8	0	7	6	0	10	10	9	8	7	8	9	10
A																			
B																			

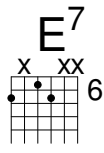
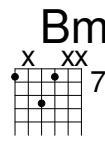
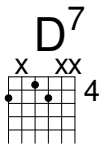
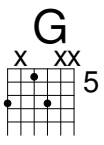
GOIN' AWAY?

DON'T SAY THAT

WE MUST PART,

DON'T YOU BREAK YOUR

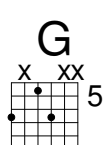
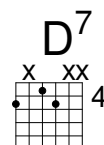
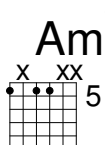
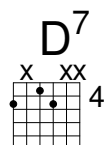
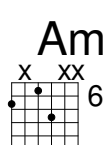
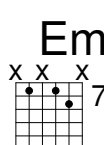
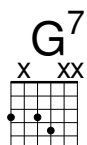
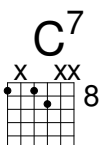
BA BY'S HEART.



T	0	8	0	8	0	8	10	9	10	10	7	10	9	8	6	7
A	7		7													
B																

YOU KNOW THAT I'VE LOVE YOU FOR THESE MA - NY YEARS,

LOVE YOU BOTH NIGHT AND



T	0	0	7	8	0	7	8	10	7	8	7	0	0	7	7	8
A																
B																

DAY.

OH HON - EY BA-BY CAN'T YOU SEE

MY

TEARS? LIST - EN WHILE

I

17

C

Cm

G

TAB: 0 8 10 7 | 10 7 10 7 10 | 0 7 0 7

SAY. AF - TER YOU'VE
 AF - TER I'M

GONE, AND LEFT ME CRY - ING. AF - TER YOU'VE
 GONE, AF - TER WE BREAK UP. AF - TER I'M

20

E⁷

A⁷

D⁷

TAB: 0 7 0 7 0 | 0 7 7 | 0 10 10

GONE THERE'S NO DEN - Y - ING YOU'LL FEEL BLUE YOU'LL
 GONE YOU'RE GON - NA WAKE UP... YOU WILL FIND YOU

23

G

D⁷

G

G⁷

C

TAB: 7 0 7 7 7 0 | 8 0 7 | 0 8 10 7

FEEL SAD YOU'LL MISS THE DEAR - EST PAL YOU'VE E - VER HAD THEY'LL
 WERE BLIND TO LET SOME-BOO - Y COME AND CHANGE YOUR MIND. AF -

26

Cm

G

E⁷

TAB: 10 7 10 7 10 | 0 7 0 7 | 0 7 0 7 0

COME A TIME, NOW DON'T FOR - GET IT. THEY'LL COME A TIME,
 - TER THE YEARS WE'VE BEEN TO - GETH - ER, THEIR JOY AND TEARS,

29

Am

E⁷

Am

Cm

G

B⁷

TAB: 8 7 | 10 8 0 7 10 | 6 7 8 10 9 10 7

WHEN YOU'LL RE - GRET IT. SOME DAY WHEN YOU GET LONE - LY, YOUR
 ALL KINDS OF WEATH - ER. SOME DAY BLUE AND DOWN - HEART - ED YOU'LL

32

Em

A⁷

G

D⁷

G

1. G⁷

2. G

HEART WILL BREAK LIKE MINE AND YOU'LL WANT ME
LONG TO BE WITH ME RIGHT BACK WHERE YOU

ON - LY. AF - TER YOU'VE
STARTED, AF - TER I'M

GONE _
GONE, _

AIN'T MISBEHAVIN' - C

THOMAS 'FATS' WALLER AND HARRY BROOKS

SOURCE: JULIUS YANG'S JAM BOOK

GUITAR TAB

MEDIUM (♩ = 130)

C
C[♯]07
Dm⁷
G⁹13
C
E⁷

8 10 8 15 15 10 12 10 17 15 17 15 20 20 19

NO ONE TO TALK WITH, ALL BY MY SELF. NO ONE TO TALK WITH, BUT

F⁶
B^b9
C
A⁷
Dm⁷
G⁹13

22 20 17 12 11 10 8 10 8 15 15 10 12 10 17 17 15

I'M HAP - PY ON THE SHELF. AIN'T MIS - BE - HAV - IN' I'M SAV - IN' MY LOVE FOR

E⁹13
A⁹
D⁹13
G⁹13
C
C[♯]07
Dm⁷
D[♯]07

12 8 10 8 15 15 10 12 10 17

YOU. I KNOW FOR CER-TAIN THE ONE I LOVE.

C
E+
F⁶
B^b9

15 17 15 20 20 19 22 20 17 12 11 10

I'M THROUGH WITH FLIR - TIN' IT'S JUST YOU I'M THINK - IN' OF

C
A⁷
Dm⁷
G⁹13
C
C
E⁷

8 10 8 15 15 10 12 10 17 17 15 8

AIN'T MIS - BE - HAV - IN' I'M SAV - IN' MY LOVE FOR YOU.

17

Am F7 Am⁶ A⁹

20 17 20 17 20 17 20 17 21 17 21 17

T
A
B

LIKE JACK HORNER, IN THE CORNER, DON'T GO NOWHERE, WHAT DO I CARE?

21

G E⁷ Am⁷ D⁹ G^{9 13} A^{9 13} D^{9 13} G^{9 13}

22 22 22 22 20 19 17 15 17 12 10

T
A
B

YOUR KISS - ES ARE WORTH WAIT - ING FOR BE - LEAVE ME.

25

C C^{#o7} Dm⁷ D^{#o7}

8 10 8 15 15 10 12 10 17

T
A
B

I DON'T STAY OUT LATE, DON'T CARE TO GO.

27

C E⁷ F⁶ B^{b9}

15 17 15 20 20 19 22 20 17 12 11 10

T
A
B

I'M HOME A - BOUT EIGHT, JUST ME AND MY RA - DI - O

29

C A⁷ Dm⁷ G⁹ C Am⁷ Dm⁷ G⁹

8 10 8 15 15 10 12 10 17 17 15 20

T
A
B

AIN'T MIS - BE - HAV - IN', I'M SAV - IN' MY LOVE FOR YOU.

AIN'T MISBEHAVIN' - Eb

THOMAS 'FATS' WALLER AND HARRY BROOKS

SOURCE: JULIUS YANG'S JAM BOOK

GUITAR TAB

MEDIUM (♩ = 130)

E_b
E^o7
Fm⁷
B_b⁹13
E_b
G⁷

4

8 6 8 6 6	6 8 6 8	6 8 6 11 11 10
T	T	T
A	A	A
B	B	B

NO ONE TO TALK WITH, ALL BY MY SELF. NO ONE TO TALK WITH, BUT

A_b⁶
D_b⁹
E_b
C⁷
Fm⁷
B_b⁹13

4

13 11 8 8 7 6	8 6 6 6	6 8 6 8 8 6
T	T	T
A	A	A
B	B	B

I'M HAP - PY ON THE SHELF. AIN'T MIS - BE - HAV - IN' I'M SAV - IN' MY LOVE FOR

G⁹13
C⁹
F⁹13
B_b⁹13
E_b
E^o7
Fm⁷
F^o7

7

8	8 6 6 6	6 8 6 8	6 8 6 8
T	T	T	T
A	A	A	A
B	B	B	B

YOU. I KNOW FOR CER-TAIN THE ONE I LOVE.

E_b
G+
A_b⁶
D_b⁹

11

6 8 6 11 11 10	13 11 8 8 7 6
T	T
A	A
B	B

I'M THROUGH WITH FLIE - TIN' IT'S JUST YOU I'M THINK - IN' OF

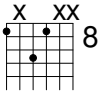
E_b
C⁷
Fm⁷
B_b⁹13
E_b
E_b
G⁷


13


8 6 8 6 6	6 8 6 8 8 6	8	
T	T	T	T
A	A	A	A
B	B	B	B

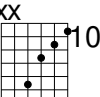
AIN'T MIS - BE - HAV - IN' I'M SAV - IN' MY LOVE FOR YOU.

17

Cm  8

A^b7  4

Cm⁶  7

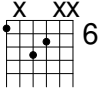
C⁹  10


T
A
B


11 8 11 8 | 11 8 11 8 | 11 8 11 8 | 12 8 12 8


LIKE JACK HORNER, IN THE CORNER, DON'T GO NOWHERE, WHAT DO I CARE?


21


B^b  6


G⁷  6


Cm⁷  6

F⁹  3

B^b9 13  13

C⁹ 13  15

F⁹ 13  8

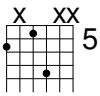
B^b9 13  13


T
A
B


13 13 13 | 13 11 10 8 | 6 8 | 8 6


YOUR KISS - ES ARE WORTH WAIT - ING FOR BE - LEAVE ME.

25

E^b  5

E^o7  11

Fm⁷  6

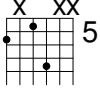
F[#]o7  8


T
A
B


8 6 8 | 6 6 8 | 6 8 6 8

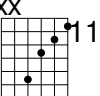
I DON'T STAY OUT LATE, DON'T CARE TO GO.

27

E^b  5

G⁷  8

A^b6  3

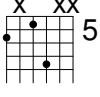
D^b9  11


T
A
B


6 8 6 11 11 10 | 13 11 8 8 7 6


I'M HOME A - BOUT EIGHT, JUST ME AND MY RA - DI - O


29


E^b  5


C⁷  8


Fm⁷  6

B^b9  8

E^b  5

Cm⁷  6

Fm⁷  6

B^b9  8

T
A
B

8 6 8 | 6 8 6 8 8 6 | 11

AIN'T MIS-BE-HAV-IN', I'M SAV-IN' MY LOVE FOR YOU.

AIN'T SHE SWEET - F

MUSIC BY MILTON AGER, WORDS BY JACK YELLEN - 1927

SOURCE: JULIUS YANG'S JAM BOOK

GIUITAR TAB

MEDIUM SWING (♩ = 160)

F B7 C7 F B7 C7

10 9 8 10 8 10 10 9 9 8 10 8

T
A
B

AIN'T SHE SWEET. SEE HER COM - ING DOWN THE STREET. NOW I

F A7 D7 G7 C7 F6 C7

13 13 12 12 10 10 8 6 6 10 8 6

5
T
A
B

ASK YOU VER - Y CON - FI - DENTIAL - LY AIN'T SHE SWEET?

F B7 C7 F B7 C7

10 9 8 10 8 10 10 9 9 8 10 8

9
T
A
B

AIN'T SHE NICE. LOOK HER O - VER ONCE OR TWICE. NOW I

F A7 D7 G7 C7 F6 F7

13 13 12 12 10 10 8 6 6 10 8 6 13 13 13 13

13
T
A
B

ASK YOU VER - Y CON - FI - DENTIAL - LY AIN'T SHE NICE? JUST CAST AN EYE

B \flat 7 B \flat 7 F F7

(13) 13 13 13 13 8 13 13 13 13

17
T
A
B

IN HER DI - REC - TION. OH ME, OH MY

21

B \flat 7 **B \flat 7** **F** **G \flat m7** **C7**

(13) 13 13 13 13 8

T
A
B

AIN'T THAT PER - FEC - TION?

25

F **B7** **C7** **F** **B7** **C7**

10 9 8 10 8 10 10 9 9 8 10 8

T
A
B

I RE - PEAT. DON'T YOU THINK THAT'S KIND OF NEAT? AND I

29

F **A7** **D7** **G7** **C7** **F** **C7**

13 13 12 12 10 10 8 6 6 10 8 6

T
A
B

ASK YOU VER - Y CON - FI - DEN-TIAL - LY AIN'T SHE SWEET?

BLANK

AIN'T SHE SWEET - F

MUSIC BY MILTON AGER, WORDS BY JACK YELLEN - 1927

SOURCE: JULIUS YANG'S JAM BOOK

GIUITAR TAB

MEDIUM SWING (♩ = 160)

AIN'T SHE SWEET. SEE HER COM - ING DOWN THE STREET. NOW I

ASK YOU VER - Y CON - FI - DEN - TIAL - LY AIN'T SHE SWEET?

AIN'T SHE NICE. LOOK HER O - VER ONCE OR TWICE. NOW I

ASK YOU VER - Y CON - FI - DEN - TIAL - LY AIN'T SHE NICE? JUST CAST AN EYE

IN HER OI - REC - TION. OH ME, OH MY

21

B \flat 7 **B \flat 7** **F** **Gm7** **C7**

(8) 8 8 8 8 8

T
A
B

AIN'T THAT PER - FECT - TION?

25

F **B7** **C7** **F** **B7** **C7**

10 9 8 10 8 10 10 9 9 8 10 8

T
A
B

I RE - PEAT. DON'T YOU THINK THAT'S KIND OF NEAT? AND I

29

F **A7** **D7** **G7** **C7** **F** **C7**

8 8 7 7 10 10 8 6 6 0 7 10

T
A
B

ASK YOU VER - Y CON - FI - DEN-TIAL - LY AIN'T SHE SWEET?

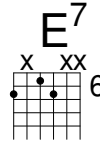
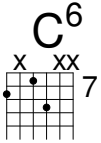
ALL OF ME - C

BY SEYMOUR SIMONS AND GERALD MARKS - 1931

SOURCES: JULIUS YANG AND JONATHAN STOUT

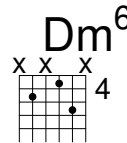
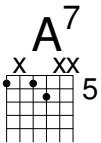
GUITAR TAB

SWING (♩ = 160)



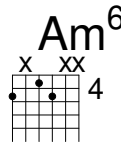
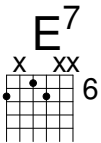
8	8	0	8	10	8	7	9	0
T								
A								
B								

ALL OF ME _____ WHY NOT TAKE ALL OF ME _____



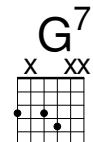
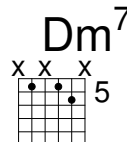
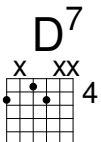
10	8	0	8	0	6	10	8	6
T								
A								
B								

CAN'T YOU SEE _____ I'M NO GOOD WITH - OUT YOU _____



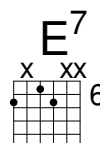
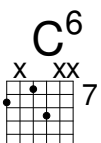
0	8	7	0	9	7	10	8
T							
A							
B							

TAKE MY LIPS _____ I WANT TO LOSE THEM _____



7	6	10	10	10	7	10	7
T							
A							
B							

TAKE MY ARMS _____ I'LL NE - VER USE THEM



8	8	0	8	10	8	7	9	0
T								
A								
B								

YOUR GOOD-BYE _____ LEFT ME WITH EYES THAT CRY _____

21 **A⁷**

Dm⁶

TAB notation for measures 21-24. Measure 21: 10 8 0. Measure 22: 8 0 6 10. Measure 23: 8 6. Measure 24: empty.

How CAN I _____ GO ON DEAR WITH - OUT YOU _____

25 **F⁶**

Fm⁶

C⁶

A⁷

TAB notation for measures 25-28. Measure 25: 10 8 7. Measure 26: 10 8. Measure 27: 7 0 8. Measure 28: 7 10.

YOU TOOK THE PART, THAT ONCE WAS MY HEART. SO

29 **Dm⁷**

G⁷

C⁶

Dm⁷

G⁷

TAB notation for measures 29-32. Measure 29: 8 9 8. Measure 30: 12 12. Measure 31: 8. Measure 32: empty.

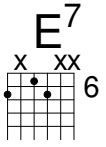
WHY NOT TAKE ALL OF ME. _____

ANNIVERSARY SONG - C

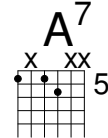
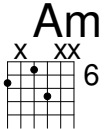
MUSIC BY IOSIF IVANOVICI - 1880

GUITAR TAB

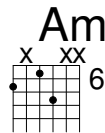
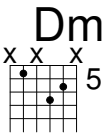
EASY (♩ = 140)



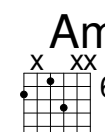
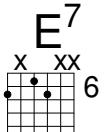
0	9 10	7	9 0
T			
A			
B			



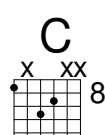
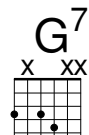
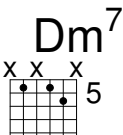
5 8	7 10	12	12
T			
A			
B			



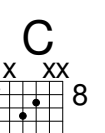
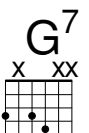
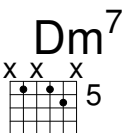
9 13	12 10	12	10 8
T			
A			
B			



13 7	8 7	10	
T			
A			
B			



17 17 17	17 17 17	17 15 14 15	
T			
A			
B			



21 13 13 13	13 13 13	13 12 11 12	12
T			
A			
B			

25

E⁷

Am

10 10 10 10 10 10 10 8 7 10 17

T
A
B

29

Dm

E⁷

Am

13 10 7 8 7 10

T
A
B

AUTUMN LEAVES - EM

MUSIC BY JOSEPH KOSMA, LYRICS BY JACQUES PRÉVERT, ENGLISH LYRICS BY JOHNNY MERCER - 1945

SOURCE: JULIUS YANG'S JAM BOOK

GUITAR TAB

GENTLE (♩ = 80)

Am Gm⁷ Am⁶ B⁷ Em⁷

THE FAL-ING LEAVES OUTSIDE MY WIN-DOW. THE FAL-ING LEAVES OF RED AND GOLD. I TASTE YOUR

Am⁷ D Gm⁷ C Am B⁷ Em

LIPS YOUR SUMMER KISS - ES YOUR SUNBURNT HANDS I USED TO HOLD. SINCE YOU

B⁷ Em D⁷ D+ G

WENT A - WAY THE DAYS GREW LONG AND SOON I'M HERE OLD WINTER'S SONG BUT I

D^o Em A Am B⁷ Em

MISS YOU MOST OF ALL MY DAR - LING WHEN AU - TUMN LEAVES START TO FALL.

Detailed description: This guitar tab is for the song 'Autumn Leaves' in E minor. It consists of four systems of music. Each system includes a set of three guitar staves (Treble, Alto, Bass) with fret numbers and a set of chord diagrams. The first system starts with a tempo marking 'GENTLE (♩ = 80)'. The lyrics are: 'THE FAL-ING LEAVES OUTSIDE MY WIN-DOW. THE FAL-ING LEAVES OF RED AND GOLD. I TASTE YOUR'. The second system continues: 'LIPS YOUR SUMMER KISS - ES YOUR SUNBURNT HANDS I USED TO HOLD. SINCE YOU'. The third system continues: 'WENT A - WAY THE DAYS GREW LONG AND SOON I'M HERE OLD WINTER'S SONG BUT I'. The fourth system concludes: 'MISS YOU MOST OF ALL MY DAR - LING WHEN AU - TUMN LEAVES START TO FALL.' Chord diagrams are provided for Am, Gm7, Am6, B7, Em7, Am7, D, C, D7, D+, G, and D0.

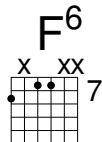
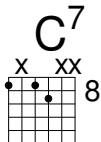
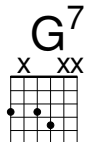
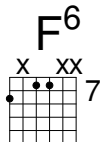
AVALON - F

AL TOLSON, BUDDY DESYLVA AND VINCENT ROSE - 1920

SOURCE: JULIUS YANG'S JAM BOOK

GUITAR TAB

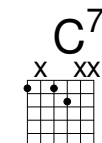
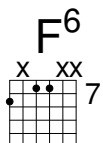
VERY UPTEMPO (♩ = 270)



8 10 8 6 7 10 10 6 8 10 6

T	8	10	8	6	7	10	10	6	8	10	6
A											
B											

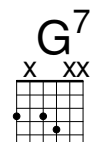
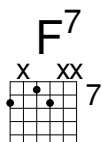
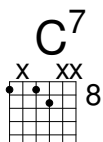
EV - '24 MORN - ING MEM - 'RIES STRAY, _____ A - CROSS THE
 JUST 8E - FORE I SAILED A - WAY, _____ SHE SAID THE



5 8 10 8 6 7 0 8

T	8	10	8	6	7	0	8				
A											
B											

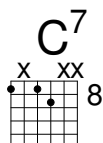
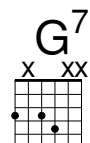
SEA WHERE FLY - ING FISH - ES PLAY. _____
 WORD I LONGED TO HEAR HER SAY. _____



9 6 10 6 10 6 10 8 10 8 10 8 10 8 6

T	6	10	6	10	6	10	8	10	8	10	8	10	8	6
A														
B														

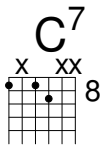
AND AS THE NIGHT IS FALL - ING, I FIND THAT I'M RE-CALL - ING
 I TEN - DER - LY CARESSED HER CLOSE TO MY HEART, I PRESSED HER



13 6 0 6 0 6 0 7 8

T	6	0	6	0	6	0	7	8						
A														
B														

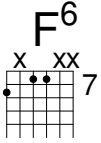
THAT BLISS - FUL ALL ENTHRALL - ING DAY _____
 UP - ON THAT GOLD-EN YES - TER - DAY. _____



17

T	8	10	6	8	6	10	8	
A								
B	10							10

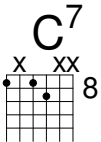
I FOUND MY LOVE IN AV - A - LON BE -



22

T	6	8	10	
A				
B				10

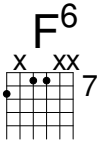
SIDE THE SAY I



26

T	0	6	8	6	0	7	10	7
A								
B								

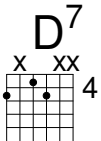
LEFT MY LOVE IN AV - A - LON AND



30

T	10	7	10	7
A				
B				

SAILED A - WAY AND



34

T	10	6	8	10	8	6	10	7
A								
B								

NOW I DREAM OF AV - A - LON EACH



38

T	8	10	6	7
A				
B				

NIGHT EACH DAY AND

42 **F⁶**

D⁷

	6	10	8	12	10	12	10
T							
A	10						
B							

SO I THINK I'LL TRAVEL ON TO

46 **Gm⁷**

C⁷

F⁶

	6	10	6
T			
A			
B			

AV A LON

BLANK

(BACK HOME AGAIN IN) INDIANA - F

BALLARD MACDONALD AND JAMES F. HANLEY - 1917

SOURCE: JULIUS YANG'S JAM BOOK

GIUITAR TAB

BRIGHT (♩ = 200)

F **D⁷** **G⁷**

BACK HOME A - GAIN IN IN - DI - A - NA AND IT

C⁷ **F** **F⁷**

SEEMS THAT I CAN SEE THE GLEAM - ING

B^b **B^bm** **F** **D⁷** **D⁷**

CAN - DEL LIGHT STILL SHI - ING BRIGHT THROUGH THE

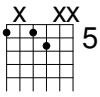
G⁷ **C⁷**

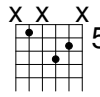
SYC - A - MORES FOR ME THE NEW MOWN


F **D⁷** **G⁷**

HAY SENDS ALL ITS FRAG - RANCE FROM THE

21

A⁷


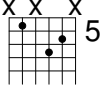
Dm



D^b7



TAB: 10 0 | 10 8 | 6 | 6 8

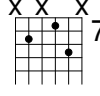
FIELD | I | USED | TO | ROAM | WHEN I

25

Dm


A⁷


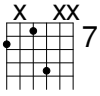
Dm



F^o7



TAB: 10 9 10 6 | 8 7 8 0 | 6 7 | 0 7


DREAM | A - BOUT | THE | MOON LIGHT | ON | THE | WA - BASH | THEN I

29

F


C⁷


F


C⁷


TAB: 6 10 | 8 8 6 10 | 6 |

LONG | FOR | MY | IN - DI - AN - A | HOME

BLANK

BASIN STEET BLUES - B \flat

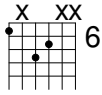
BY SPENCER WILLIAMS - 1928

FIREHOUSE JAZZ BAND FAKE BOOK

GUITAR TAB

SLOW SWING (♩ = 90)

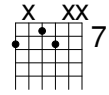
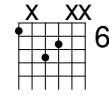
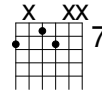
A B \flat



F 7

B \flat

F 7



TAB notation for the first system, showing fret numbers on the strings.

WON'TCHA COME A-LONG WITH ME,

TO THE MISSIS-SIP-PI?

B \flat

B \flat 7

E \flat

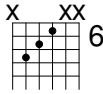
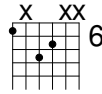
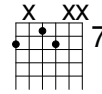
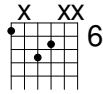
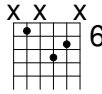
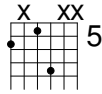
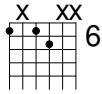
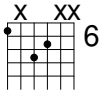
E \flat m

B \flat

F 7

B \flat

F $^+$



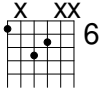
TAB notation for the second system, starting at measure 5.

WE'LL TAKE A BOAT TO THE LAN' OF

DREAMS, STEAM DOWN THE RIV-ER DOWN TO NEW

OR-

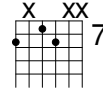
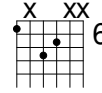
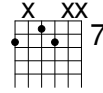
8 B \flat



F 7

B \flat

F 7



TAB notation for the third system, starting at measure 9.

LEANS. THE BAND'S THERE TO

MEET US,

OLD FRIENDS TO

GREET US,

B \flat

B \flat 7

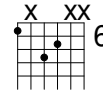
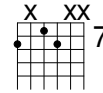
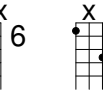
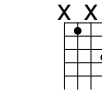
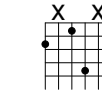
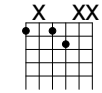
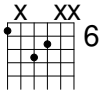
E \flat

E \flat m

B \flat

F 7

B \flat



TAB notation for the fourth system, starting at measure 13.

WHERE ALL THE LIGHT AND

THE DARK FOLKS MEET,

17

B \flat **D⁷** **G⁷** **A \flat ⁷** **G⁷**

TAB

THIS IS BA - SIN STREET. BA - SIN STREET, IS THE STREET, WHERE THE E -

21

C⁷ **F⁷** **B \flat** **B \flat ^o** **Cm⁷** **F⁷**

TAB

LITE AL - WAYS MEET, IN NEW OR-LEANS, LAN' OF DREAMS, YOU'LL NE - VER KNOW HOW NICE IT SEAMS

25

B \flat **D⁷** **G⁷** **A \flat ⁷** **G⁷**

TAB

OR JUST HOW MUCH IT REAL - LY MEANS. GALO TO BE, YES, SIR EE,

29

C⁷ **F⁷** **B \flat** **E \flat ⁷** **B \flat** **F⁷**

TAB

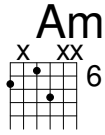
WHERE WEL - COME'S FREE, DEAR TO ME,

BEI MIR BIST DU SCHON - AM

MUSIC BY SHOLOM SECUNDA, WORDS BY JACOB JACOBS - 1932

SOURCE: JULIUS YANG'S JAM BOOK

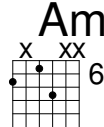
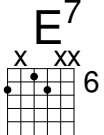
GUITAR TAB



0 8 7 10 8 0 8 7 10 8 8

T
A
B

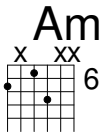
BEI MIR BIST DU SCHÖN PLEASE LET ME EX - PLAIN BEI



5 7 9 0 7 7 8 7 10 0

T
A
B

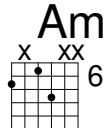
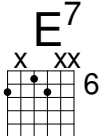
MIR BIST DU SCHÖN MEANS THAT YOU'RE GRAND BEI



9 8 7 10 8 0 8 7 10 8 8

T
A
B

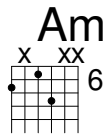
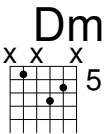
MIR BIST DU SCHÖN A - GAIN I'LL EX - PLAIN IT



13 7 9 0 7 7 8 7 10 10 7 8

T
A
B

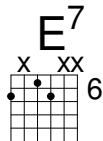
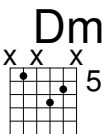
MEANS YOU'RE THE FAIR - EST IN THE LAND I COULD SAY



17 10 10 10 8 7 10 8 8 10 8 10 7 8

T
A
B

BEL LA BEL LA E - VAN SAY WUN DER - BAR EACH LAN - GUAGE

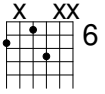


21 10 10 10 8 7 10 12 12 12 12 0


T
A
B

ON - LY HELPS ME TELL YOU HOW GRAND YOU ARE I'VE

Am



25



TRIED TO EX - PLAIN

BEI

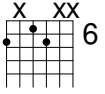
MIR

BIST DU

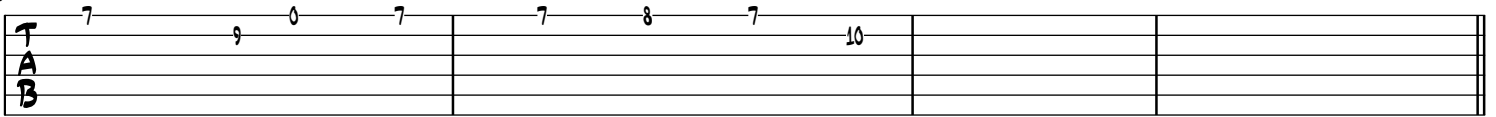
SCHÖN

SO

E7



29



KISS

ME AND

SAY

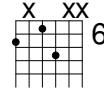
YOU

UN -

DER -

STAND

Am

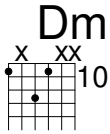


BEI MIR BIST DU SCHON - DM

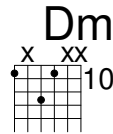
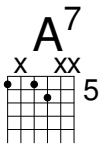
MUSIC BY SHOLOM SECUNDA, WORDS BY JACOB JACOBS - 1932

SOURCE: JULIUS YANG'S JAM BOOK

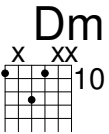
GUITAR TAB



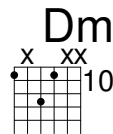
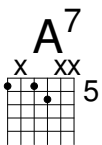
T	10	13	12	10	13	10	13	12	10	13	13
A											
B											
	BEI	MIR	BIST DU	SCHÖN	PLEASE	LET	ME EX -	PLAIN		BEI	



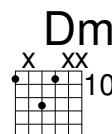
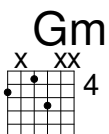
T	5	12	9	10	12	12	13	12	10	10
A										
B										
	MIR	BIST DU	SCHÖN	MEANS	THAT	YOU'RE	GRAND			BEI



T	9	13	12	10	13	10	13	12	10	13	13
A											
B											
	MIR	BIST DU	SCHÖN	A -	GAIN	I'LL EX -	PLAIN			IT	

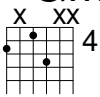



T	13	12	9	10	12	12	13	12	10	10	12	13
A												
B												
	MEANS	YOU'RE THE	FAIR -	EST	IN	THE	LAND			I COULD	SAY	



T	17	15	10	15	13	12	10	13	13	10	13	10	12	13
A														
B														
	BEL	LA	BEL	LA	E -	VAN	SAY	WUN-DEE -	BAR	EACH LAN -	QUAGE			

21

Gm
 4

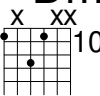
A⁷
 5

T
A
B

15 10 15 15 15 17 17 17 17 10

ON - LY HELPS ME TELL YOU HOW GRAND YOU ARE I'VE

25

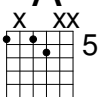
Dm
 10

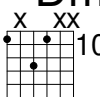
T
A
B

13 12 10 13 13 13 12 10 13 13

TRIED TO EX - PLAIN BEI MIR BIST DU SCHÖN SO

29

A⁷
 5

Dm
 10

T
A
B

12 9 10 12 12 13 12 10

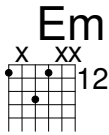
KISS ME AND SAY YOU UN - DER - STAND _____

BEI MIR BIST DU SCHON - EM

MUSIC BY SHOLOM SECUNDA, WORDS BY JACOB JACOBS - 1932

SOURCE: JULIUS YANG'S JAM BOOK

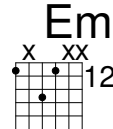
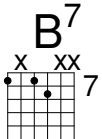
GUITAR TAB



7 15 14 12 15 7 15 14 12 15 15

T
A
B

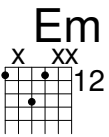
BEI MIR BIST DU SCHÖN PLEASE LET ME EX - PLAIN BEI



14 11 7 14 14 15 14 12 7

T
A
B

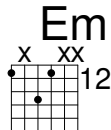
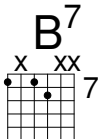
MIR BIST DU SCHÖN MEANS THAT YOU'RE GRAND BEI



15 14 12 15 7 15 14 12 15 15

T
A
B

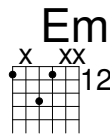
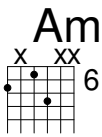
MIR BIST DU SCHÖN A - GAIN I'LL EX - PLAIN IT



14 11 7 14 14 15 14 12 12 14 15

T
A
B

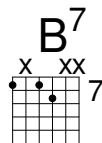
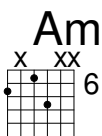
MEANS YOU'RE THE FAIR - EST IN THE LAND I COULD SAY



17 12 17 15 14 12 15 15 12 15 12 14 15

T
A
B

BEL LA BEL LA E - VAN SAY WUN-DER - BAR EACH LAN - GUAGE

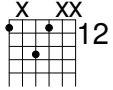


17 12 17 15 14 12 19 19 19 19 7


T
A
B

ON - LY HELPS ME TELL YOU HOW GRAND YOU ARE I'VE

Em

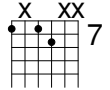


25




TRIED TO EX - PLAIN BEI MIR BIST DU SCHÖN SO

B⁷

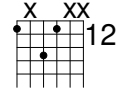


29



KISS ME AND SAY YOU UN - DER - STAND _____

Em



BILL BAILEY - F

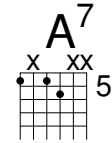
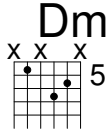
HUGHIE CANNON - 1902

FIREHOUSE JAZZ BAND FAKE BOOK

GUITAR TAB

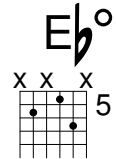
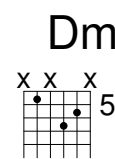
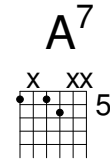
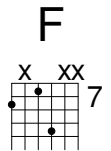
VERSE:

EASY (♩ = 140)



T	10	10	10	8	6	7	6	10	10	10	8	10	10
A													
B													

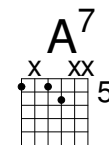
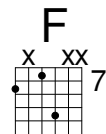
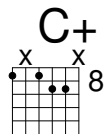
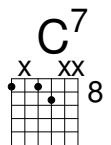
ON ONE SUM - MER MORN-IN', THE SUN WAS SHIN - IN' FINE, THE
 BILL DROVE BY THAT DOOR, IN AN AUT - 'MO - BILE, A



5

T	10	8	10	8	10	10	8	10	8	10	8	10	8	8	8	8
A																
B																

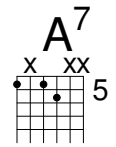
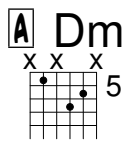
LA - DY HON-ey OF OLD BILL BAIL-ey SHE HUNG CLOTHES ON THE LINE IN HER BACK
 GREAT BIG DI - AMOND, COACH AND FOOTMAN TO HEAR THAT BIG WENCH SQUEAL. "He's ALL A -



9

T	8	0	8	8	8	8	6	10
A								
B								

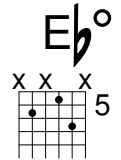
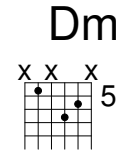
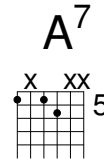
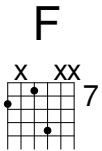
YARD, AND WEEP - IN' HARD. SHE
 LONE", I HEARD HER GROAN. SHE



15

T	10	10	10	10	10	8	6	7	6	10	10	10	8	10
A														
B														

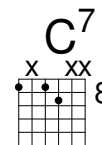
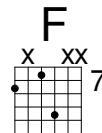
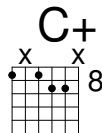
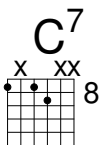
MAR-RIED A B. & O. BREAK - MAN THAT TOOK AND THREW HER DOWN.
 HOLLERED RIGH THROUGH THAT OLD SCREEN DOOR, "BILL BAIL - EY, ARE YOU SORE?"



17

T	10	8	10	8	10	10	8	10	8	10	10	10	10	10	8	8	8
A																	
B																	

BELL - 'RIN' LIKE AN OLD PRUNE - FED CALFAN' WITH A BIG GANG HANG - IN' 'ROUND, AND TO
 STOP A MIN-UTE AND LIS - TEN TO ME, WON'T I SEE YOU HERE NO MORE?" BILL WINKED



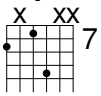
21

T	8	0	8	8	8	8	6
A							
B							

THAT CROWD, SHE CRIED OUT LOUD:
 HIS EYE AND HEARD HER CRY:

B, CHORUS:

F

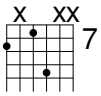


25

T	6	10	9	10	8	6	10
A	7					7	
B	10					10	

WON'T YOU COME HOME, BILL BAIL - EY, WON'T YOU COME

F

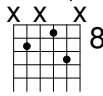


29

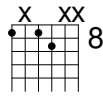
T	6	10	8	8	0		
A	7						
B	10						

HOME? SHE MOANS THE WHOLE DAY LONG.

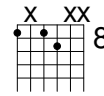
F#°



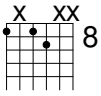
C7



C7



C7

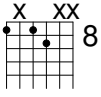


33

T	0	8	6	10	6	8	0	8	6
A									
B	10						10		

I'LL DO THE COOK - IN', DAR - LIN', I'LL PAY THE

C7

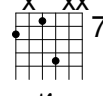


37

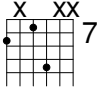
T	0	8	8	10	10		
A							
B	10						

RENT, I KNOW I'VE DONE YOU WRONG.

F



F

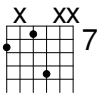


41

T	6	10	9	10	8	6	10	10
A	7					7		
B	10					10		10

MEM - BER THAT RAIN - Y EVE THAT I THREW YOU OUT,

F

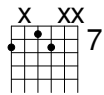


45

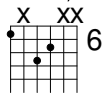
T	6	10	8	11	10	6
A	10	10				
B						

WITH NOTH - IN' BUT A FINE TOOTH COMB?

F7



Bb



49

B^b **B^o** **F** **D⁷**

T	6	6	6	8	6	8	8	10	10	10
A										
B										

I KNOW I'M TO BLAME, WELL, AIN'T THAT A SHAME,

53

G⁷ **C⁷** **F**

T	10	8	7	8	6	10	6		
A									
B									

BILL BAIL - EY WON'T YOU PLEASE COME

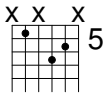
BLUE DRAG - DM

MUSIC AND WORDS BY JOSEF MYROW - 1992

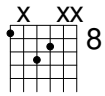
GUITAR TAB

EASY (♩ = 140)

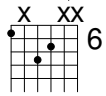
Dm



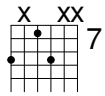
C



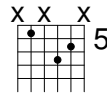
B♭



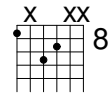
A



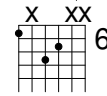
Dm



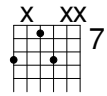
C



B♭

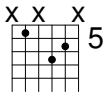


A

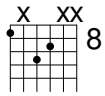


T
A
B

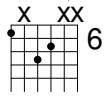
Dm



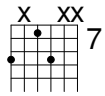
C



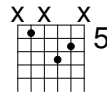
B♭



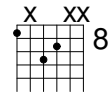
A



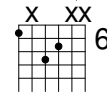
Dm



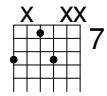
C



B♭

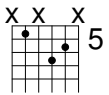


A

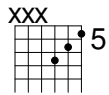


T
A
B

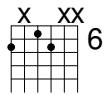
Dm



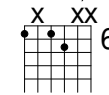
Dm/C



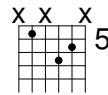
B^o7



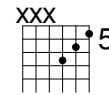
B^b7



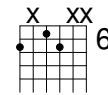
Dm



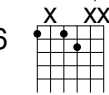
Dm/C



B^o7

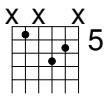


B^b7

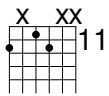


T
A
B

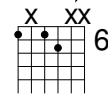
Dm



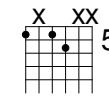
E^o7



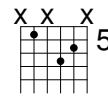
B^b7



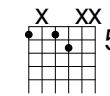
A⁷



Dm

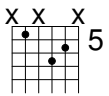


A⁷

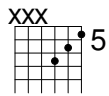


T
A
B

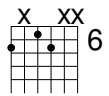
Dm



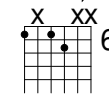
Dm/C



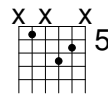
B^o7



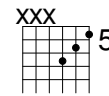
B^b7



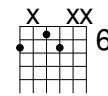
Dm



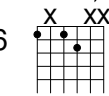
Dm/C



B^o7

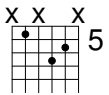


B^b7

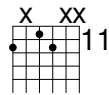


T
A
B

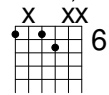
Dm



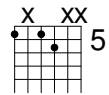
E^o7



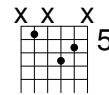
B^b7



A⁷

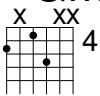



Dm



T
A
B

21

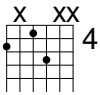
Gm  4


Dm  5


15 15 17 13 13 13 | 12 12 13 10 12 13 15 | 17 13 17 | 18 17

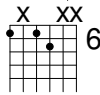
T
A
B


25

Gm  4

Dm  5

Dm/C  5

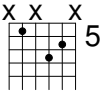
B \flat ⁷  6

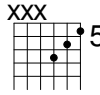
A⁷  5


15 15 17 13 13 13 | 12 12 13 10 12 13 15 | 17 13 17


T
A
B


29

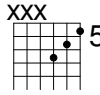
Dm  5

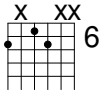
Dm/C  5


B \circ ⁷  6

B \flat ⁷  6

Dm  5

Dm/C  5

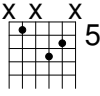
B \circ ⁷  6


B \flat ⁷  6


13 17 13 17 17 | 13 10 | 13 17 13 17 17 | 13


T
A
B

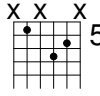
33


Dm  5

E \circ ⁷  11

B \flat ⁷  6

A⁷  5

Dm  5

A⁷  5

13 17 13 17 17 | 15 10 10 | 17 16 15 13 10 10

T
A
B

BLUE SKIES - AM

IRVING BERLIN - 1926

SOURCE: JULIUS YANG'S JAM BOOK

GUITAR TAB

MODERATE SWING (♩ = 180)

Am Am Am⁷ Am

6 6 5 6

10 12 10 8 10 12 10 8 10

T
A
B

BLUE SKIES SMI-LING AT ME NO - THING BUT

Cm⁷ A⁷ Dm⁷ G⁷ C⁶ Bm⁷ E⁷

5 12 8 8 10 8 8 6

T
A
B

BLUE SKIES DO I SEE

Am Am Am⁷ Am

9 6 5 6

10 12 10 8 10 12 10 8 10

T
A
B

BLUE - BIRDS SING-ING A SONG NO - THING BUT

Cm⁷ A⁷ Dm⁷ G⁷ C⁶

13 12 8 8 10 8 8 8

T
A
B

BLUE - BIRDS ALL DAY LONG

C⁶ G⁷ sus4 C⁶ G⁷ C⁶

17 8 10 12 13 15 16 15 13 15 13 12 10 12 10 8 7 8

T
A
B

NE-VER SAW THE SUN SHIN-ING SO BRIGHT NE-VER SAW THINGS GO-ING SO RIGHT

21

C⁶ **G⁷ sus4** **C⁶** **Bm⁷** **E⁷**

8 10 12 13 15 16 15 13 15 13 12 10 12 10 8 7 8

T
A
B

NO-TIC-ING THE DAYS HUR-RY-ING BY WHEN YOU'RE IN LOVE, MY HOW THEY FLY!

25

Am **Am** **Am⁷** **Am**

10 12 10 8 10 12 10 8 10

T
A
B

BLUE DAYS ALL OF THEM GONE NO-THING BUT

29

Cm⁷ **A⁷** **Dm⁷** **G⁷** **C⁶** **Bm⁷** **E⁷**

12 8 8 10 8

T
A
B

BLUE SKIES FROM NOW ON

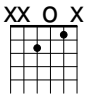
BLUES CLAIR - C

MUSIC BY OTTANGO REINHARDT

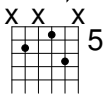
6 GUITAR TAB

EASY (♩ = 140)

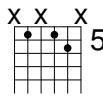
C/E



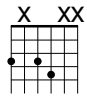
E♭°



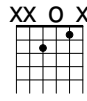
Dm⁷



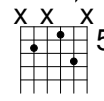
G⁷



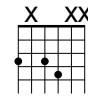
C/E



E♭°



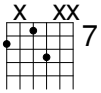
G⁷



N.C.

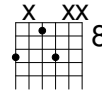
T			
A			
B			

C⁶

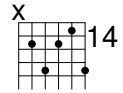


5

Gm⁷

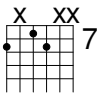


C⁷♭⁹ 13



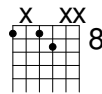
T			
A			
B			

F⁷

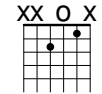


9

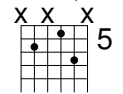
C⁷



C/E

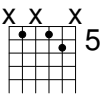


E♭°



T			
A			
B			

Dm⁷



13

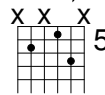
G⁷



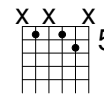
C/E



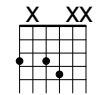
E♭°



Dm⁷



G⁷



T			
A			
B			

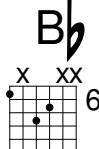
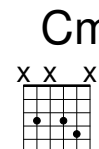
BLANK

BRING ME SUNSHINE - B \flat

MUSIC BY ARTHUR KENT, MUSIC BY SYLVIA DEE - 1966

SOURCE: C-TAM
YOUTUBE

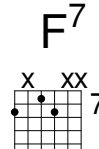
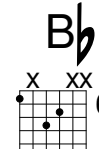
GUITAR TAB

B \flat  **Cm⁷** 

6 10 8 7 6 10 8 6 10

T
A
B

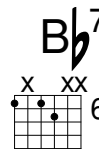
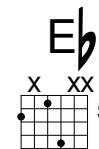
BRING ME SUN - SHINE IN YOUR SMILE. BRING ME

F⁷  **B \flat** 

5 10 8 6 10 8 10 9

T
A
B

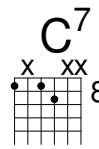
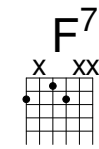
LAUGH - TER ALL THE WHILE. IN THIS

B \flat ⁷  **E \flat** 

9 8 6 10 9 6 7 8 8 8 10 8 10 9

T
A
B

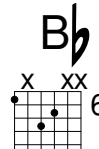
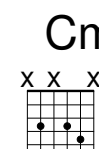
WORLD WHERE WE LIVE, THERE SHOULD BE MORE HAP - PI - NESS. SO MUCH

C⁷  **F⁷** 

13 8 6 10 8 10 6 10 8 10 8 10 8 6 10

T
A
B

SOY YOU CAN GIVE TO EACH BRAND NEW BRIGHT TO - MOR - ROW! MAKE ME

B \flat  **Cm⁷** 

17 8 7 6 10 8 6 10

T
A
B

HAP - PY THROUGH THE YEARS. NEV - ER.

21

F⁷

B^b

TAB: 10 8 6 10 8 10 9

BRING ME AN - Y TEARS. LET YOUR

25

B^b⁷

E^b

TAB: 8 6 10 9 6 7 8 8 8 10 8 6 10

ARMS BE AS WARM AS THE SUN FROM UP A - BOVE, BRING ME

29

Cm⁷

F⁷

B^b

TAB: 8 8 6 10 6 10 8 6

FUN, BRING ME SUN - SHINE, BRING ME LOVE.

BYE, BYE, BLACKBIRD - F

MUSIC BY RAY HENDERSON, WORDS BY MOET DIXON - 1926

SOURCE: JULIUS YANG'S JAM BOOK

GUITAR TAB

BRIGHT SWING (♩ = 160)

F
B \flat
F
Gm⁷
C⁷
F

T 10 10 10 10
6 10 10
10 8 8
8 6 6

PACK UP ALL MY CARE AND WOE, HERE I GO SING - IN LOW.

F
A \flat ^o
Gm⁷
C⁷
C⁷
D⁷

T 6
8
6
0

BYE, BYE, BLACK - BIRD

Gm⁷
Gm⁷
D⁷
Gm⁷
C⁷

T 6 6 6 6
8 6 6
6 10 10
10 8 8

WHERE SOME BOD - Y WAITS FOR ME, SUG - AR'S SWEET, SO IS HE

Gm⁷
B \flat m⁷
F
Gm⁷
C⁷

T 8
10
8 6

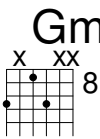
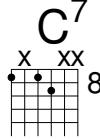
BYE, BYE, BLACK - BIRD

F⁷
Am⁷
D⁷

T 6 8 8 8
8 6 10 8
8
7

NO ONE HERE CAN LOVE AND UN - DER - STAND ME

21

Gm⁷  **C⁷** 

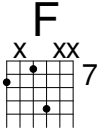
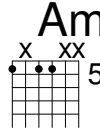
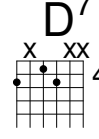
T 7 6 6 6 6 10 8 6 6 0

A

B

OH, WAIT HARD LUCK STO - RIES THEY ALL HAND ME

25

F  **Am⁷**  **D⁷** 

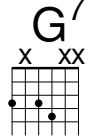
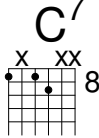
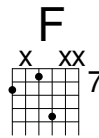
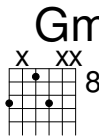
T 10 10 10 10 6 10 10 10 8 8 8 8 7 7

A

B

MAKE MY BED AND LIGHT THE LIGHT, I'LL AR - RIVE LATE TO - NIGHT

29

G⁷  **C⁷**  **F**  **Gm⁷** 

T 8 6 0 6

A

B

BLACK - BIRD BYE, BYE

CHINATOWN, MY CHINATOWN - C

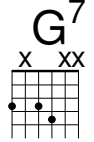
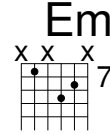
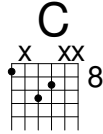
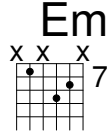
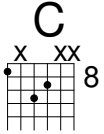
WORDS BY WILLIAM JEROME, MUSIC BY JEAN SCHWARTZ - 1910

SOURCE: THE DAILY UKULELE

LISTEN: CHET ATKINS

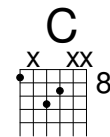
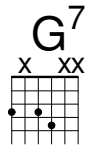
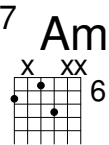
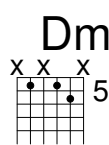
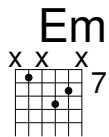
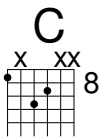
GUITAR TAB

FAST (♩ = 140)



T	8	10	8	10	8	10	0	8	10	8	10	7
A												
B												

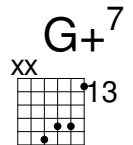
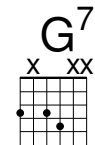
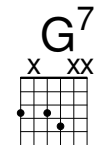
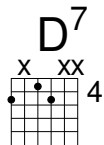
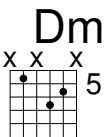
WHEN THE TOWN IS FAST A - SLEEP, AND IT'S MIDNIGHT IN THE SKY,



9

T	8	10	8	10	8	10	0	0	0	0	0	0
A								7	8	7		
B											10	

THAT'S THE TIME THE FESTIVE CHINK, STARTS TO WINK HIS OTH-ER EYE.



17

T	10	8	10	8	10	8	10	10	8	10	8	10
A												
B												

STARTS TO WINK HIS DREAMY EYE, LA - ZI - LY YOU'LL HEAR HIM SIGH:

25

C G⁷ C G⁷

TAB

CHI - NA - TOWN, MY CHI-NA - TOWN, WHERE THE LIGHTS ARE LOW.

33

G⁷ E⁷ Am D⁷ G⁷ G⁷

TAB

HEARTS THAT KNOW NO OTHER LAND, DRIFT - ING TO AND FRO.

41

C G⁷ C C⁷ C⁷ F A⁷/E Dm

TAB

DREAM - Y, DREAM - Y, CHI-NA - TOWN, AL - MOND EYES OF BROWN.

49

F Fm⁶ C Gm⁶/B \flat A⁷ D⁷ G⁷ C C \sharp ^o Dm⁷ G⁷

TAB

HEARTS SEEM LIGHT AND LIFE SEEMS BRIGHT IN DREAM-Y CHI - NA - TOWN.

CHINATOWN, MY CHINATOWN - G

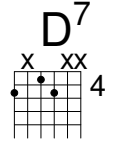
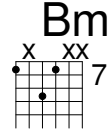
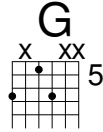
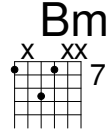
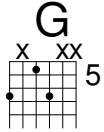
WORDS BY WILLIAM JEROME, MUSIC BY JEAN SCHWARTZ - 1910

SOURCE: THE DAILY UKULELE

LISTEN: CHET ATKINS

GUITAR TAB

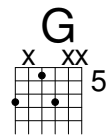
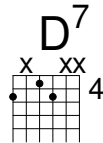
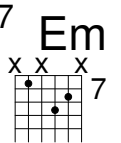
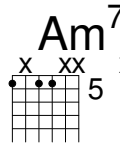
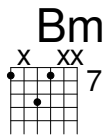
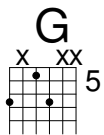
FAST (♩ = 140)



T	0	8	0	0	0	0	8	0	0	7	
A	7		7			7		7			
B											

WHEN THE TOWN IS FAST A - SLEEP,

AND IT'S MIDNIGHT IN THE SKY,

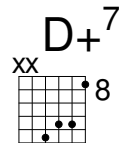
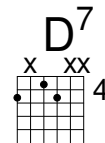
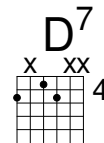
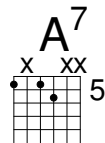
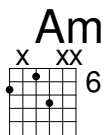


9

T	0	8	0	0	0	0	7	0	0	0	
A	7		7			7		7			
B											

THAT'S THE TIME THE FESTIVE CHINK,

STARTS TO WINK HIS OTH-ER EYE.



17

T	10	8	10	8	0	8	10	10	8	10	8	0	8	10	
A															
B															

STARTS TO WINK HIS DREAMY EYE,

LA - ZI - LY YOU'LL HEAR HIM SIGH:

25

G D⁺7 G D⁷

T 8 10 7 7 0 7 7 0 7 0

A

B

CHI - NA - TOWN, MY CHI-NA - TOWN, WHERE THE LIGHTS ARE LOW.

33

D⁷ B⁷ Em A⁷ D⁷ D⁺7

T 0 7 0 0 0 7 0 10 7 0

A

B

HEARTS THAT KNOW NO OTHER LAND, DRIFT - ING TO AND FRO.

41

G D⁺7 G G⁷ G⁺7 C E⁷/B Am

T 8 10 7 7 0 7 7 0 7 8 7 10

A

B

DREAM - Y, DREAM - Y, CHI-NA - TOWN, AL - MOND EYES OF BROWN.

49

C Cm⁶ G Dm⁶/F E⁷ A⁷ D⁷ G G[♯] Am⁷ D⁷

T 10 7 10 8 0 7 7 0 8 0 8 10 8

A

B

HEARTS SEEM LIGHT AND LIFE SEEMS BRIGHT IN DREAM - Y CHI - NA - TOWN.

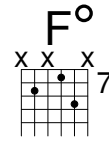
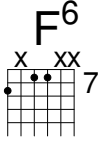
CRAZY RHYTHM - F

WRITTEN BY IRVING CAESAR, JOSEPH MEYER, AND ROGER WOLFE KAHN - 1928

SOURCE: JULIUS YANG'S JAM BOOK

GUITAR TAB

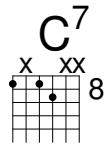
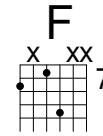
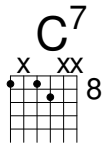
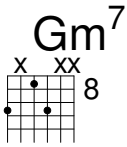
EASY (♩ = 140)



T	8	8	6	6	0	0	6	6	8	8	6	6	0	0	6	6
A																
B																

CRA - ZY RHY - THM HERE'S THE DOOR WAY

I'LL GO MY WAY YOU'LL GO YOUR WAY

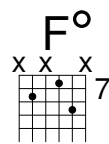
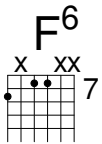


T	8	8	6	6	0	0	6	8	6							
A																
B																

CRA - ZY RHY - THM

FROM NOW ON WE'RE

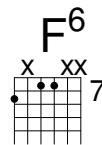
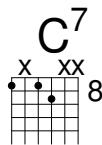
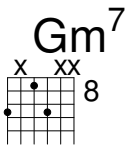
THROUGH.



T	8	8	6	6	0	0	6	6	8	8	6	6	0	0	6	6
A																
B																

HERE IS WHERE WE HAVE A SHOW-DOWN

I'M TOO HIGH HAT YOU'RE TOO LOW DOWN

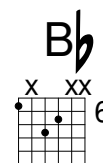
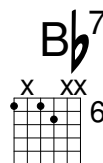
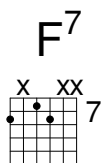
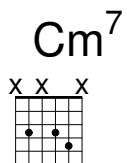


T	8	8	6	6	0	0	6	8	6	8	10	6				
A																
B																

CRA - ZY RHY - THM

HERE'S GOOD-BYE TO YOU!

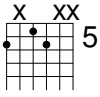
THEY SAY THAT





T	8	8	6	6	10	10	6	8	8	6	8	6	10	8		
A																
B																

WHEN A HIGH - BROW MEETS A LOW - BROW WALKING A - LONG BROAD - WAY

21

B \flat m⁶  5

D⁷  4

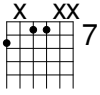
C⁷  8


T
A
B

6 6 10 10 | 8 8 10 6 | 6 10 6 10 | 10 8 10 8

SOON THE HIGH - BROW HE HAS NO BROW AIN'T IT ASHAME? AND YOU'RE TO BLAME

25

F⁶  7

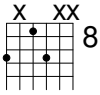
G⁷  3


T
A
B

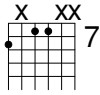
8 8 6 6 | 0 0 6 6 | 10 10 8 8 | 7 7 8 8

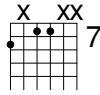
WHAT'S THE USE OF PRO - HI - BI - TION? YOU PRODUCE THE SAME CON-DI - TION


29

Gm⁷  8

C⁷  8

F⁶  7

F⁶  7

C⁷  8

T
A
B

10 10 8 8 | 7 7 8 10 | 6 | |

CREA - 24 RHY - THM FROM NOW WE'RE THROUGH.

DARKTOWN STRUTTER'S BALL - B \flat

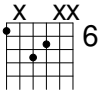
WRITTEN BY SHELTON BROOKS - 1917

SOURCE: JULIUS YANG'S JAM BOOK

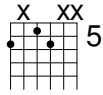
GUITAR TAB

LOPING (♩ = 140)

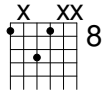
B \flat



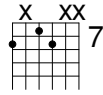
B \flat ^o



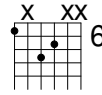
Cm




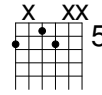
F⁷



B \flat

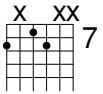


B \flat ^o

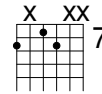


I'VE GOT SOME GOOD NEWS HON - EY, AN IN - VI - TA - TION TO THE
WE'LL MEET OUR HIGH - TONED NEIGHBORS, AN EX - HI - BI - TION OF THE

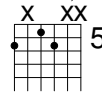
F⁷




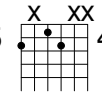
F⁷



E \flat ⁷

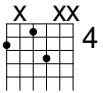


D⁷

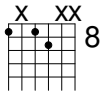


DARK TOWN BALL... IT'S A VER - Y SWELL AF - FAIR, ALL THE
"BA - BY DALLS", AND EACH ONE WILL DO THEIR BEST, JUST TO

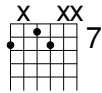
Gm



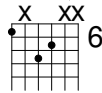
C⁷



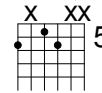
F⁷



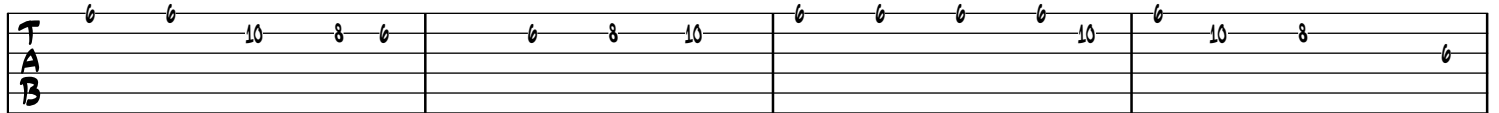
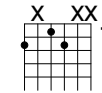
B \flat



B \flat ^o

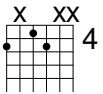


F⁷

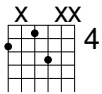


"HIGHBROWNS" WILL BE THERE... I'LL WEAR MY HIGH SILK HAT AND A FROCK TAIL COAT, YOU
OUT - CLASS ALL THE REST. AND THERE'LL BE DANC - ERS FROM EV - 'RY FOR - EIGN LAND, THE

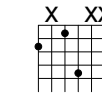
D⁷



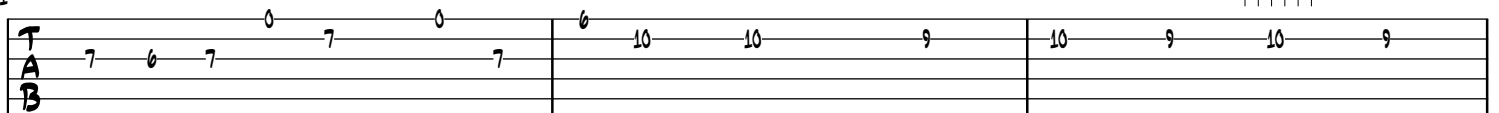
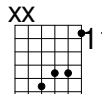
Gm



F

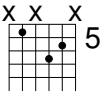


F⁺⁷

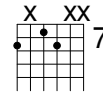


WEAR YOUR PAR - IS GOWN AND YOUR NEW SILK SHAW, THERE AIN'T NO DOUBT A -
CLAS - SIC, BUCK AND WING, AND THE WOOD - EN CLOG, WE'LL WIN THAT FIF - TY

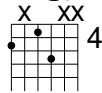
Dm



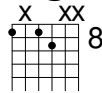
F⁷




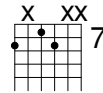
Gm



C⁷



F⁷



BOUT IT BABE, WE'LL BE THE BEST DRESSED IN THE HALL... I'LL BE
DOL - LAR PRIZE WHEN WE STEP OUT AND "WALK THE DOG".

17

B^b **B^b** **G⁷** **C⁷**

T 6 6 8 6 | 6 8 6 7 7 | 0 8 7 8 10 | 6 10 8

A 8 7 | | 10 10

B 8 | | 10 10

DOWN TO GET YOU IN A TA - XI HON-EY YOU'D BET-SE BE READ - Y A-BOU HALF PAST EIGHT -

21

F⁷ **F⁷** **B^b** **B^b^o** **Cm⁷** **F⁷**

T 6 8 10 | 6 10 8 6 8 10 | 6 8 6 8 | 6 10 8 6 7

A | | | | |

B | | | | |

NOW DEAR - IE DON'T BE LATE - I WANT TO BE THERE WHEN THE BAND STARTS PLAYING. RE -

25

B^b **B^b** **G⁷** **C⁷** **C⁷**

T 6 8 | 6 8 6 7 7 | 0 8 10 10 | 6 10 8 6 7

A 8 7 | | 10 | |

B 8 | | 10 | |

MEM - BER WHEN WE GET THERE HON-EY THE TWO STEPS I'M GOIN' TO HAVE 'EM ALL - GOIN' TO

29

E^b **E^o** **B^b** **A⁷** **A^b⁷** **G⁷**

T 8 6 8 6 | 8 10 | 6 10 6 7 10 | 8 6

A | | | | |

B | | | | |

DANCE OFF BOTH MY SHOES - WHEN THEY PLAY THE "JEL - LY ROLL BLUES". TO -

33

C⁷ **F⁷** **B^b** **B^b^o** **Cm⁷** **F⁷**

T 8 10 6 10 6 | 8 10 8 6 6 | | | |

A | | | | |

B | | | | |

MOR - ROW NIGHT - AT THE DARK - TOWN STUTTER'S BALL -

DARKTOWN STRUTTER'S BALL - C

WRITTEN BY SHELTON BROOKS - 1917

SOURCE: JULIUS YANG'S JAM BOOK

GUITAR TAB

LOPING (♩ = 140)

8 8 8 | 8 7 10 8 | 8 10 7 8 10 8 7

T
A
B

I'VE GOT SOME GOOD NEWS HON - EY, AN IN - VI - TA - TION TO THE
 WE'LL MEET OUR HIGH - TONED NEIGHBORS, AN EX - HI - BI - TION OF THE

4 10 7 8 10 6 7 6 7 10 7 7

T
A
B

DARK TOWN BALL... IT'S A VER - Y SWELL AF - FAIR, ALL THE
 "BA - BY DALLS", AND EACH ONE WILL DO THEIR BEST, JUST TO

7 8 8 7 10 8 8 10 7 8 8 8 8 7 8 7 10 8

T
A
B

"HIGHBROWNS" WILL BE THERE... I'LL WEAR MY HIGH SILK HAT AND A FROCK TAIL COAT, YOU
 OUT - CLASS ALL THE REST. AND THERE'LL BE DANC - ERS FROM EV - '24 FOR - EIGN LAND, THE

11 0 0 7 9 7 0 8 7 7 6 7 6 7 6

T
A
B

WEAR YOUR PAR - IS GOWN AND YOUR NEW SILK SHAW, THERE AIN'T NO DOUBT A
 CLAS - SIC, BUCK AND WING, AND THE WOOD - EN CLOG, WE'LL WIN THAT FIF - TY

14 7 6 7 7 6 7 8 8 7 10 8 0 7

T
A
B

SOOT IT SASE, WE'LL BE THE BEST DRESSED IN THE HALL... I'LL BE
 OOL - LAR PRIZE WHEN WE STEP OUT AND "WALK THE DOG".

17

C C A⁷ D⁷

T 0 8 8 10 8 8 10 8 0 0 7 8 7 10

A 10

B

DOWN TO GET YOU IN A TA - XI HON-EY YOU'D BET-BE BE READ - Y A-BOUT HALF PAST EIGHT -

21

G⁷ G⁷ C C^o Dm⁷ G⁷

T 8 10 7 8 7 10 8 10 7 8 10 8 10 8 7 10 8 0

A

B

NOW DEAR - IE DON'T BE LATE - I WANT TO BE THERE WHEN THE BAND STARTS PLAYING. RE -

25

C C A⁷ D⁷ D⁷

T 0 8 10 8 10 8 0 0 7 7 8 7 10 8 9

A 10

B

MEM - BER WHEN WE GET THERE HON-EY THE TWO STEPS I'M GOIN'TO HAVE'EM ALL - GOIN'TO

29

F F^{#o} C B⁷ B^{b7} A⁷

T 10 8 10 8 7 10 7 8 7 8 9 7 10 8

A

B

DANCE OFF BOTH MY SHOES - WHEN THEY PLAY THE "JEL - LY ROLL BLUES". TO -

33

D⁷ G⁷ C C^o Dm⁷ G⁷

T 10 7 8 12 8 10 7 10 8 8

A

B

MOR - ROW NIGHT - AT THE DARK - TOWN STRUTTER'S BALL

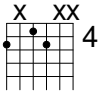
DIGA DIGA DOO - F

MUSIC BY JIMMY McHUGH, WORDS BY DOROTHY FIELDS - 1928

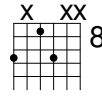
QUILAR TAB

FAST (♩ = 190)

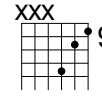
D⁷



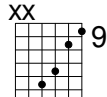
Gm⁷



A⁷/E



A⁷(b⁵)/E^b

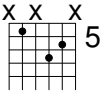


21

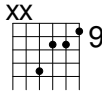
T	7	8	7	8	7	8	7	8	7	10	6	8	10	10	10	10	10	6	10
A																			
B																			

IF YOU DON'T SAY DI-GA-DI-GA TO YOUR MATE YOU'RE GON-NA LOSE YOUR PA-PA! THE

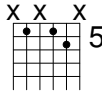
Dm



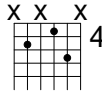
Dm(maj7)



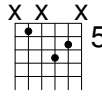
Dm⁷



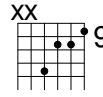
Dm⁶



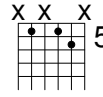
Dm



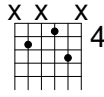
Dm(maj7)



Dm⁷



Dm⁶

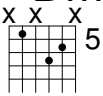


25

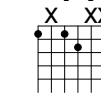
T	10	10	10	10	10	10	10	10	10	10	10	10	10	10	10	10
A																
B																

WAY THESE PRET-TY GIRL-IES SMILE HOW CAN THIS BE A VIR-GIN ISLE WITH

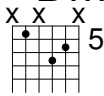
Dm



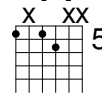
A⁷



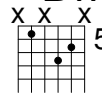
Dm



A⁷



Dm



29

T	6	0	6	7	8	6	0	6	7	6	0	6	7	8	6	0	7
A																	
B																	

DI-GA DI-GA D00 DI-GA D00 D00 DI-GA DI-GA D00 DI-GA D00

DINAH - A b

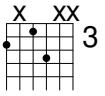
MUSIC BY HARRY AKST, WORDS BY SAM LEWIS AND JOE YOUNG - 1925

SOURCE: JONATHAN STOUT

GUITAR TAB

BOUNCY (♩ = 180)

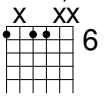
A^b6



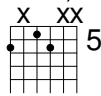
T	8	6	8	6	9	6	8	11	8	9	6	8	9	6	8
A															
B															

DI - NAH IS THERE AN - Y ONE FIN - ER IN THE STATE OF GA - O -

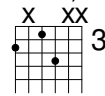
B^bm⁷



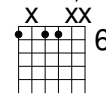
E^b7



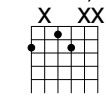
A^b6



B^bm⁷



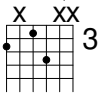
E^b7



T	11	8	6	8	11	8	6	9	6	6	8	8	8
A													
B													

LIN - A IF THERE IS AND YOU KNOW 'ER SHOW 'ER TO ME

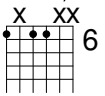
A^b6



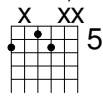
T	8	6	8	6	9	6	8	11	8	9	6	8	9	6	8
A															
B															

DI - NAH WITH HER DIX - IE EYES SLA - ZIN' HOW I LOVE TO SIT AND

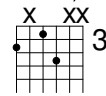
B^bm⁷



E^b7



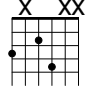
A^b6



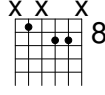
T	11	8	6	8	11	8	6	8	9				
A													
B													

GAZE IN TO THE EYES OF DIN - AH - LEE

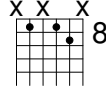
Fm



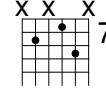
Fm(maj7)



Fm⁷



Fm⁶



T	8	9	8	8	9	8	8	9	8	8	11	9
A												
B												

EV' - RY NIGHT WHY DO I SHAKE WITH FRIGHT? BE - CAUSE MY

21

Fm Fm^(maj7) Fm⁷ Fm⁶ Bbm⁷ Eb⁷

TAB

DI - NAH MIGHT CHANGE HER MIND ABOUT ME

25

Ab⁶

TAB

DI - NAH IF SHE WANDERED TO CHI - NA I WOULD HOP AN O - CEAN

29

Bbm⁷ Eb⁷ Ab⁶ Bbm⁷ Eb⁷

TAB

LIN - ER JUST TO BE WITH DI - NAH LEE

DINAH - G

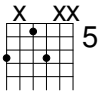
MUSIC BY HARRY AKST, WORDS BY SAM LEWIS AND JOE YOUNG - 1925

SOURCE: JULIUS YANG'S JAM BOOK

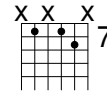
GUITAR TAB

BOUNCY (♩ = 180)

G



Em⁷

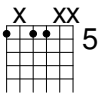


5 7 0 0 8 10 7 10 7 8 10 7 8 10 7

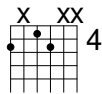
T
A
B

DI - NAH IS THERE AN - YONE FIN - ER IN THE STATE OF CAR - O-

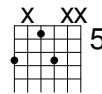
Am⁷



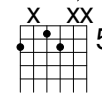
D⁷



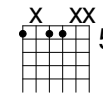
G



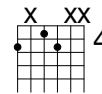
B^b°⁷



Am⁷



D⁷

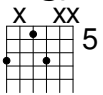


5 10 7 10 7 10 7 10 8 0 0 7 7 7

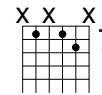
T
A
B

LIN - A IF THERE IS AND YOU KNOW 'ER SHOW 'ER TO ME

G



Em⁷

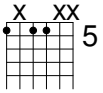


9 0 0 8 10 7 10 7 8 10 7 8 10 7

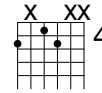
T
A
B

DI - NAH WITH HER DIX - IE EYES BLA - ZIN' HOW I LOVE TO SIT AND

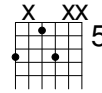
Am⁷



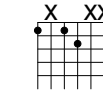
D⁷



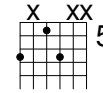
G



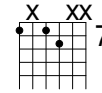
C⁷



G



B⁷

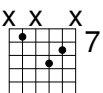


15 10 7 10 7 10 7 8

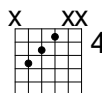
T
A
B

GAZE IN TO THE EYES OF DIN - AH - LEE

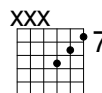
Em



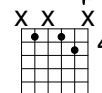
E^b+



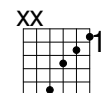
Em⁷/D



C[#]m⁷



C⁹



17 7 8 7 7 8 7 7 8 7 7 10 8

T
A
B

EV' - RY NIGHT WHY DO I SHAKE WITH FRIGHT? BE - CAUSE MY

21

Em⁷ **A⁷** **Am⁷** **D⁷**

T 7 8 7 | 7 8 8 8 10 7 | 10 |

A |

B |

DI - NAH MIGHT CHANGE HER MIND ABOUT ME

25

G **Em⁷**

T 0 | 0 8 10 7 | 10 7 | 8 10 7 8 10 7 |

A 7 | 7 | |

B |

DI - NAH IF SHE WANDERED TO CHI - NA I WOULD HOP AN O - CEAN

29

Am⁷ **D⁷** **G** **C⁷** **G**

T 10 7 | 10 7 10 7 10 7 | 8 |

A |

B |

LIN - EE JUST TO BE WITH DI - NAH LEE

DOWN BY THE RIVERSIDE - F

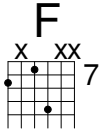
AFRICAN AMERICAN SPIRITUAL - 1918

THE DAILY UKULELE

LISTEN: MAHALIA JACKSON

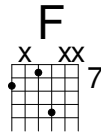
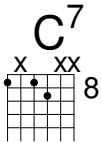
GUITAR TAB

LIVELY (♩ = 180)



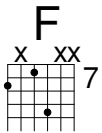
T	10	9	10		6	6	10		10	10	9	10	8	6
A				10										
B														

GON-NA LAY DOWN MY SWORD AND SHIELD_ DOWN BY THE RIV-ER - SIDE,_



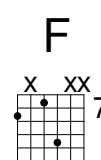
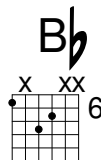
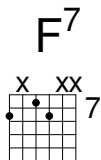
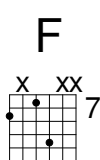
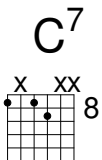
T		8	8	7	8	6	0		10	10	9	10	8	6	6	8
A																
B																

DOWN BY THE RIV-ER - SIDE,_ DOWN BY THE RIV-ER - SIDE_ GON-NA



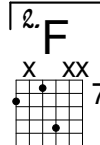
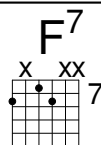
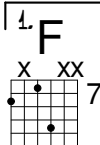
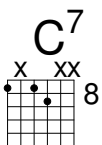
T	10				6	6	10		10	10	9	10	8	6	6
A				10											
B															

LAY DOWN MY SWORD AND SHIELD_ DOWN BY THE RIV-ER - SIDE,_ AND



T	8	8	6	10	8	6	6	8	10	10	6	6	6	6	6	6	6	8	8	10	10	10	8	6	6	6	6
A																											
B																											

STUDY_ WAR NO MORE_ | AIN'T GONNA STUDY WAR NO MORE, | AIN'T GONNA STUDY WAR NO MORE | AIN'T GONNA



T	8	8	6	10	8	10		6	8	10	10	6																
A																												
B																												

STUDY_ WAR NO MORE_ | AIN'T GON-NA MORE_

2. GONNA STICK MY SWORD IN THE GOLDEN SAND

3. GONNA PUT ON MY LONG WHITE ROBE

4. GONNA PUT ON MY STARRY CROWN

5. GONNA SHAKE HANDS AROUND THE WORLD

BLANK

FIVE FOOT TWO, EYES OF BLUE - C

MUSIC BY RAY HENDERSON, LYRICS BY SAM M. LEWIS AND JOSEPH WIDOW YOUNG - 1925

SOURCE: JULIUS YANG'S JAM BOOK

GUITAR TAB

UP TEMPO (♩ = 200)

FIVE FOOT TWO EYES OF BLUE, BUT OH WHAT THOSE FIVE FOOT COULD DO HAS

AN - Y SO - DY SEEN MY GAL?

TURNED UP NOSE, TURNED DOWN HOSE, NE - VER HAD NO O - THER BEAUS HAS

AN - Y SO - DY SEEN MY GAL? NOW IF YOU

RUN IN TO A FIVE FOOT TWO, COV - ERED WITH FUR.

21

Am⁷ D⁷ G⁷ Dm⁷ G⁷

TAB

10 7 10 7 10 7 10 7 8 6 0 7 8

DIA - MOND RINGS AND ALL THOSE THINGS BET CHA LIFE IT IS-N'T HER BUT

25

C E⁷ A⁷ Em⁷ A⁷

TAB

0 8 0 0 9 0 0 10 0 10 0 10 0 10

COULD SHE LOVE SHOULD SHE WOO? COULD SHE, COULD SHE, COULD SHE DOO? HAS

29

D⁷ G⁷ C⁶ Dm⁷ G⁷

TAB

8 10 8 10 8 8 10 8

AN - Y BO - DY SEEN MY GAL? _____

HERE COMES THE HOT TAMALE MAN - Eb

FRED ROSE & CHARLIE HARRISON

SAN DIEGO TRAD JAZZ CAMP

GUITAR TAB

Chord diagrams: E_b (5), D^7 (4), G^7 , C^7 (8)

Tab: 11 11 13 | 10 10 10 10 | 10 10 11 | 8 8 8 8

Chord diagrams: F^7 , B_b^7 (6), E_b (5), G_b° (8), B_b^7 (6)

5

Tab: 11 11 8 | 6 8 7 6 | 8

Chord diagrams: E_b (5), D^7 (4), G^7 , C^7 (8)

9

Tab: 11 11 13 | 10 10 10 10 | 10 9 10 11 | 8 8 8 8

Chord diagrams: F^7 , B_b^7 (6), E_b (5)

13

Tab: 11 11 8 | 6 8 7 6 | 8

Chord diagrams: E_b^7 (5), A_b^7 (4)

17

Tab: 8 8 6 8 | 9 8 6 7 8 | 8 8 | 8 8

Chord diagrams: F^7 , Fm^6/A_b , B_b^7 (6)

21

Tab: 6 10 8 10 | 11 10 8 10 | 6 6 | 6 6

25

E_b **D⁷** **G⁷** **C⁷** **F⁷** **B_b⁷**

11 11 13 10 10 10 10 10 10 11 8 8 8 8 11 11 8 6 8 7 6

T
A
B

31

E_b **E_b** **A_b⁷** **G⁷**

T
A
B

TO VERSE

35

Cm **A_b⁷** **Cm** **A_b⁷** **B_b⁷** **E_b** **A_b** **E_b** **B_b⁷** **C⁷**

T
A
B

39

F⁷ **B_b⁷** **E_b**

T
A
B

43

Cm **A_b⁷** **B_b⁷** **Cm** **A_b⁷** **B_b⁷** **E_b** **A_b** **E_b** **B_b⁷** **C⁷**

T
A
B

47

B_b **B_b⁺** **Gm** **B^o** **Cm** **F⁷** **B_b⁷**

T
A
B

51

T
A
B

55

T
A
B

59

T					
A					
B					

65

T				
A				
B				

69

T				
A				
B				

73

T				
A				
B				

77

T				
A				
B				

BLANK

25

B \flat **B $^{\circ}$** **F/A** **D 7**

T
A
B

0 6 0 8 6 0 6 8 12 10

29

Gm 7 **C 7** **F/A** **A \flat°** **Gm 7** **C 7**

T
A
B

8 6 10 10 10 10 6 6 8 8

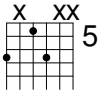
I CANT GIVE YOU ANYTHING BUT LOVE - G

MUSIC BY JIMMY McHUGH, WORDS BY DOROTHY FIELDS

QUITAR TAB

EASY (♩ = 140)

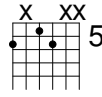
G



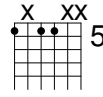
G/B



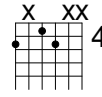
B^b°



Am⁷

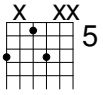


D⁷



8 7 0 8 | 7 0 8 0 | 10 | 6 7

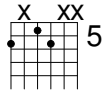
G



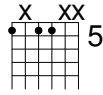
G/B



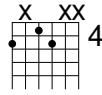
B^b°



Am⁷

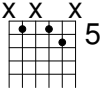


D⁷

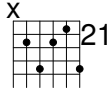


5 8 7 0 8 | 7 0 8 7 | 10 | 7 10

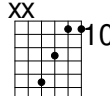
Dm⁷



G⁷ b9 13

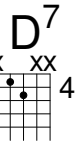
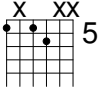


C⁶9



9 8 9 10 | 10 6 7 | 10 8 7 | 10

A⁷

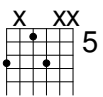


N.C.

N.C.

13 10 6 7 | 7 8 9 | 12 10 8 7 | 10 8 0 7

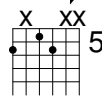
G



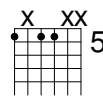
G/B



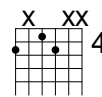
B^b°



Am⁷

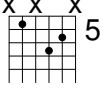


D⁷

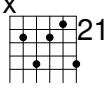


17 8 7 0 8 | 7 0 8 0 | 10 | 6 7

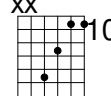
Dm



G⁷ b9 13



C⁶9



21 10 8 7 10 | 8 7 10 8 | 7 | 10 8

25

C C[♯] G/B E⁷

0 7 8 7 10 8 7 8 10 14 12

T
A
B

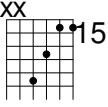
29

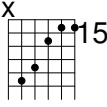
Am⁷ D⁷ G/B B^b Am⁷ D⁷

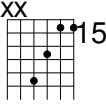
0 10 8 12 12 7 7 8

T
A
B

21

F⁶⁹


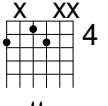
E^{7#9}


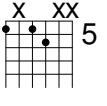
F⁶⁹


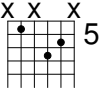
T	10	8	10	12	10	
A						
B						

TEN - DER EYES THAT SHINE, _____

25

D⁷


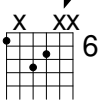
A⁷


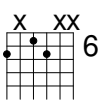
Dm


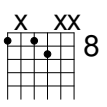
T	11	10	8	10	8	6	6
A			7				
B							

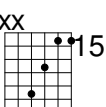
THEY WILL LIGHT MY WAY TON - NIGHT. I'LL

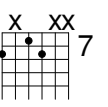
29

B^b


B^{o7}


C⁷


F⁶⁹


F⁷


T	7	6	8	10	6	
A						
B						

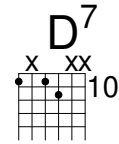
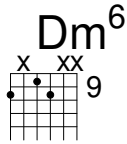
SEE YOU IN MY DREAMS. _____

I'VE FOUND A NEW BABY - F

WORDS AND MUSIC BY JACK PALMER AND SPENCER WILLIAMS - 1926

SOURCES: C-JAM, CHANGES: JONATHAN STOUT

GUITAR TAB



T	9	10	9	10	6	7	9	10	9	10	6	9	10	9	10
A															
B															

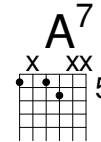
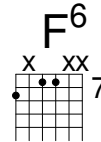
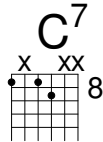
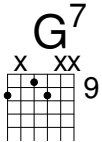
I'VE FOUND A NEW

BA - BY

I'VE FOUND A NEW

GIRL,

MY FASH - ION PLATE



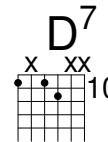
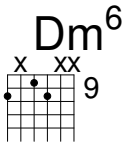
T	10	10	10	8	10	8	6	9	10	9	10
A											
B											

BA - BY

HAS GOT ME A

WHIRL,

HER NEW KIND O'



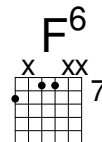
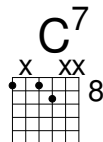
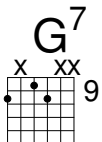
T	6	7	9	10	9	10	6	9	10	9	10
A											
B											

LOV - IN

DONE MADE ME HER

SLAVE,

HER SWEET TUR-TLE

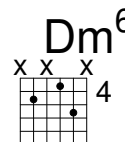
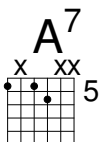


T	10	10	10	8	10	8	6
A							
B							

DOV - IN

IS ALL THAT I

GRAVE. _____



T	9	8	9	7	9	7	10	7	10	10	8	6	8	10
A														
B														

SWEETEST MISS, WITH A KISS FUL O'BLISS, CAN'T RE - SIST SOME - HOW; _____

21

G⁷

C⁷

A⁷

T	7	6	7	10	7	10	8	10	8	8	6	0	6	8	9	10	10	10	10
A																			
B																			

TELLS ME LIES, BUT SHE'S WISE, NAUGHTY EYES MESMER-IZE, I WOW AND HOW! I DON'T MEAN

25

Dm⁶

D⁷

T	6	7	9	10	9	10	6	9	10	9	10
A											
B											

MAY - BE, I JUST HAD TO FALL. I'VE FOUND A NEW

29

G⁷

C⁷

F⁶

A⁷

T	10	10	10	8	10	8	6
A							
B							

BA - BY, NEW BA - BY THAT'S ALL.

BLANK

THE JAZZ-ME BLUES - Eb

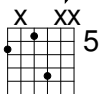
MUSIC BY TOM DELANEY - 1921

NONE

GUITAR TAB

VIGOROUS SWING (♩ = 220)

E_b



T	8	7	8	6	8	6	8	8	8	9	6	
A												8
B												

DOWN
EV

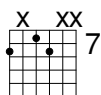
IN
'24

LOU - SI
800 - Y

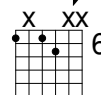
AN -
NOW

- A
A

F⁷



B_b⁷



T	8	7	8	9	6	10	6	7	8	6	6	
A												8
B												8

IN
DAYS

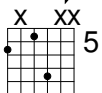
THAT

SUN - NY
DOES THAT

CLIME,
DANCE.

THEY PLAY
YOU'D SET

E_b



T	8	7	8	6	8	6	8	8	8	9	6	8	10
A													
B													

A
ER

CLASS
LEARN

OF MU -
TO JAZZ

SIC
NOW

THAT IS
WHILE YOU'VE

T	11	7	8	7	6	8	6	8	6	8	8	
A												8
B												

SUP
GOT

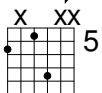
ER
THE

FINE AND
CHANCE

IT
THIS

MAKES
PLEAS

E_b



T	8	7	8	6	8	6	8	8	8	9	6	
A												
B												

NO
IN

DIF -
SYNCH

FER - ENCE
O - PA

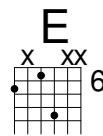
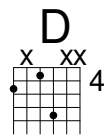
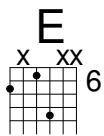
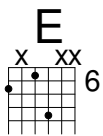
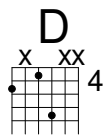
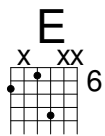
IF
TION

LIMEHOUSE BLUES - E, G (UHC)

MUSIC BY PHILIP BRAHAM, WORDS BY - DOUGLAS FURBER - 1922

SOURCE

GIUITAR TAB



T		7	9	9 7 9	7 9 7 9	7	
A							
B							

IN OH DEAR LIME - HOUSE OH DEAR, WHERE YEL-LOW CHINKIES LOVE TO PLAY, RIGHT HERE IN OR-ANGE BLOSSOM LAND,

G#m	D#7	G#m	G#m	D#7	G#m	B7
7	6	7	7 6 7	6 7 6 7	11	

IN LIME - HOUSE, WHERE YOU CAN HEAR THOSE BLUES ALL DAY, I'M WEAR - Y 'CAUSE NO ONE SEEMS TO UN - DER - STAND.

E7	A	G#7	C#m	C
11	9	7	10 9 7	9 8 9 8 7 0

AND THEY SEAM ALL A - ROUND, LIKE A LONG, LONG SIGH. AND THOSE WEIRD CHI - NA BLUES, NEV - ER GO A-WAY. SAD,

E	D	E	E	D	E	Am7	D7	G7
9	7	9	9 7 9	7 9 7 9	0	8	7	6

QUEER MAD SOB SOUND, OH, HON - EY LAMB THEY SEEM TO SAY: MAO BLUES, FOR ALL THE WHILE THEY SEEM TO SAY:

35

C⁷

T 0 7 8 0 | 7 8 | 0 7 8 0 |

A

B

OH! LIME - HOUSE KID _____ OH! OH! OH! LIME - HOUSE KID. _____

37

A⁷

T 0 7 8 0 | 7 8 | 0 7 8 0 |

A

B

GO - ING THE WAY _____ THAT THE REST OF THEM DID _____

41

G^{6 9}

B⁷

Em⁷

T 0 7 8 | 10 6 | 7 6 10 8 |

A 7 | | |

B

POOR BRO - KEN BLOS - SOM AND NO - BOD - Y'S CHILD, _____

45

A⁷

Am⁷

D⁷

D^{b7}

T 0 7 8 9 | 10 7 | 10 9 8 7 | 6 0 |

A

B

HAUNT - ING AND TAUNT - ING YOU'RE JUST KIND O' WILD. _____ OH! OH!

49

C⁷

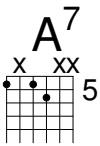
T 0 7 8 0 | 7 8 | 0 7 8 0 |

A

B

OH! LIME - HOUSE BLUES _____ I'VE THE REAL LIME - HOUSE BLUES, _____

55

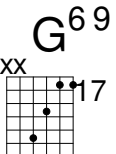
A⁷


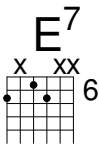
0 7 8 0 | 7 8 | 0 7 8 0 |

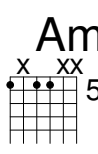
T
A
B

LEARNED FROM THE CHINK _____ YES_ THOSE SAO CHIN - A BLUES, _____

57

G⁶⁹


E⁷


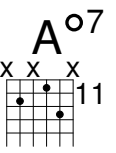
Am⁷


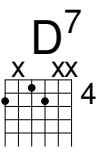
10 9 10 12 | 10 7 | 8 7 8 10 |

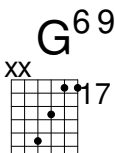
T
A
B

RINGS ON YOUR FIN - GERS AND TEARS FOR YOUR CROWN, _____

61

A^{o7}


D⁷


G⁶⁹


8 7 8 10 | 7 10 | 8 8 8 8 |

T
A
B

THAT IS THE STO - RY OF OLD CHIN - A TOWN.

BLANK

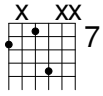
LIMEHOUSE BLUES - F-A b

MUSIC BY PHILIP BRAHAM, WORDS BY - DOUGLAS FURBER - 1922

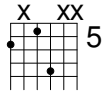
SOURCE

GUITAR TAB

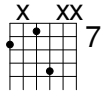
F



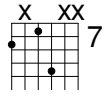
E^b



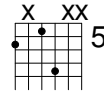
F



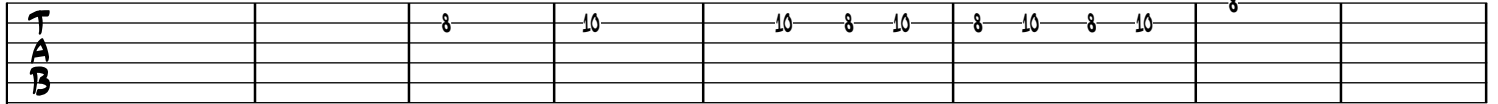
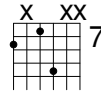
F



E^b



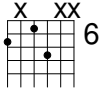
F



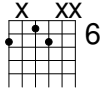
IN OH DEAR LIME HOUSE WHERE YEL-LOW CHINKIES LOVE TO PLAY,
OH DEAR, OH DEAR, RIGHT HERE IN OR-ANGE BLOSSOM LAND,



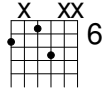
Am



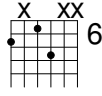
E⁷



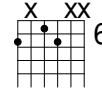
Am



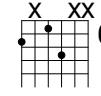
Am



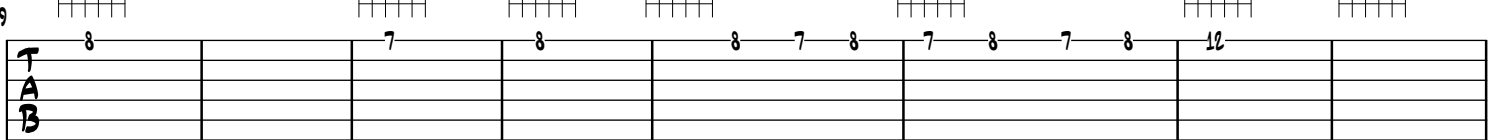
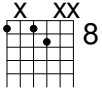
E⁷



Am

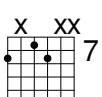


C⁷

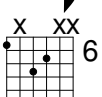


IN LIME HOUSE, WHERE YOU CAN HEAR THOSE BLUES ALL DAY,
I'M WEAR Y 'CAUSE NO ONE SEEMS TO UN- DER - STAND.

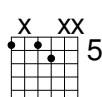
F⁷



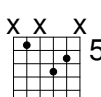
B^b



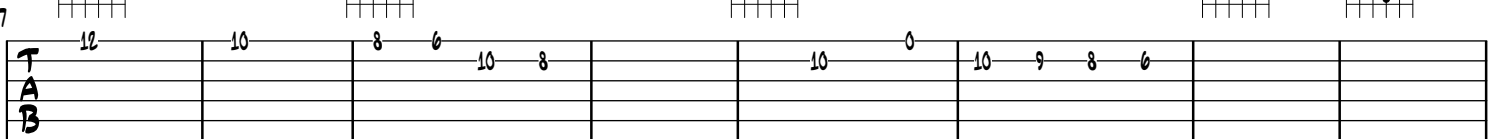
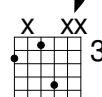
A⁷



Dm

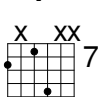


D^b

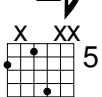


AND THEY SEAM ALL A - ROUND, LIKE A LONG, LONG SIGH.
AND THOSE WEIRD CHI-NA BLUES, NEV - ER GO A-WAY. SAC,

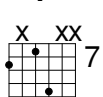
F



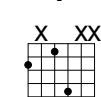
E^b



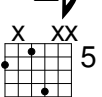
F



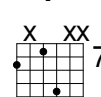
F



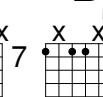
E^b



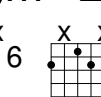
F



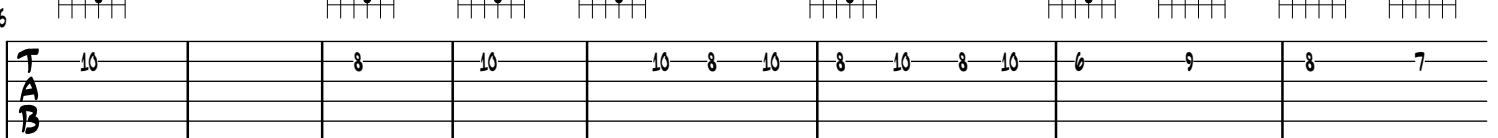
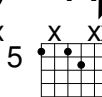
B^bm⁷



E^b⁷



A^b⁷



QUEER MAD SOB BLUES, SOUND, FOR OH, HON - EY LAMB THEY SEEM TO SAY:
ALL THE WHILE THEY SEEM TO SAY:

35 **D \flat 7** **D \flat 7** **C7** **B7**

T 6 8 9 6 | 8 9 | 6 8 9 6 |

A

B

OH! LIME-HOUSE KID _____ OH! OH! OH! LIME-HOUSE KID. _____

37 **B \flat 7**

T 6 8 9 6 | 8 9 | 6 8 9 6 |

A

B

GO - ING THE WAY _____ THAT THE REST OF THEM DID _____

41 **A \flat** **C7** **Fm7**

T 8 6 8 9 | 6 7 | 8 7 6 9 |

A

B

POOR BLO - KEN BLOS - SOM AND NO - BOD - Y'S CHILDS, _____

45 **B \flat 7** **E \flat 7** **A \flat 7**

T 6 8 9 10 | 6 8 | 6 10 9 8 | 7 6 |

A

B

HAUNT - ING AND TAUNT - ING YOU'RE JUST KIND O' WILD. _____ OH! OH!

49 **D \flat 7** **D \flat 7** **C7** **B7**

T 6 8 9 6 | 8 9 | 6 8 9 6 |

A

B

OH! LIME-HOUSE BLUES _____ I'VE THE REAL LIME-HOUSE BLUES, _____

53 **B \flat 7**

T 6 8 9 6 | 8 9 | 6 8 9 6 |

A

B

LEARNED FROM THE CHINK _____ IES _____ THOSE SAD CHIN - A BLUES, _____

57

A \flat **F⁷** **B \flat m** **F⁷** **B \flat m**

RINGS ON YOUR FIN - GERS AND TEARS FOR YOUR CROWN, _____

61

B \flat ^{o7} **E \flat ⁷** **A \flat**

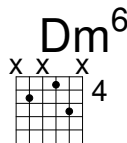
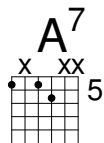
THAT IS THE STO - RY OF OLD CHIN - A TOWN.

OCHI TCHOZNYA (DARK EYES) - DM

MUSIC BY FLORIAN HERMANN (VIA VALSE HOMMAGE), WORDS BY YEVHEN HREBINKA - 1879/1843

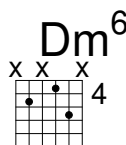
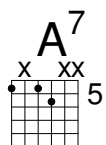
GUITAR TAB

EASY (♩ = 140)



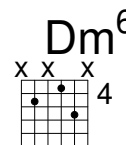
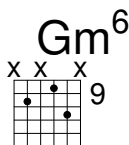
T	9	10	6	10	10	9	10	6	10	10	10	10
A												
B												

WHERE THE VOL - GA FLOWS, A SWEET RUS - SIAN ROSE SET MY



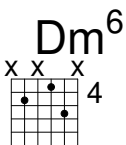
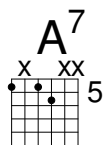
T	10	9	9	12	13	12	10	10	10	13
A										
B										

SOUL A-FLAME, SON - IA WAS HER NAME. HER DARK



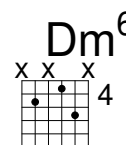
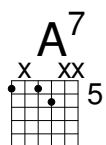
T	13	12	6	13	12	12	10	10	9	10
A										
B										

FLASH - ING EYES, SEEMED TO HYP - NO-TIZE, MY HEART



T	6	10	10	0	6	0	7	7	9	10
A										
B										

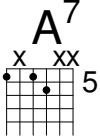
MISSED A BEAT WHEN WE TWO WOULD MEET. ONCE NEATH

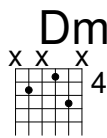


T	6	10	10	9	10	6	10	10	10	10
A										
B										

RUS - SIAN SKIES, WE FOUND PAR - A-DISE, THEN I

21

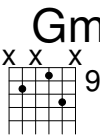
A⁷
 5

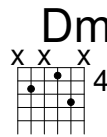
Dm⁶
 4

10	9	9	12	13	12	10	10	10	13
T									
A									
B									

SAILED A-WAY, LEAV - ING HER TO STAY. NOW A

25

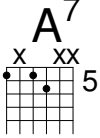
Gm⁶
 9

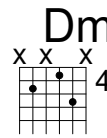
Dm⁶
 4

13	12	6	13	12	12	10	10	9	10
T									
A									
B									

VIS - ION FAIR, CALLS ME TO HER THERE, AND I

29

A⁷
 5

Dm⁶
 4

6	10	10	12	13	13	12	10	10	
T									
A									
B									

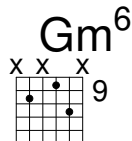
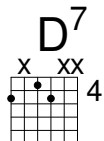
RE - A - LIZE THE LURE OF HER DARK EYES.

OCHI TCHOINYA (DARK EYES) - GM

MUSIC BY FLORIAN HERMANN (VIA VALSE HOMMAGE), WORDS BY YEVHEN HREBINKA - 1879/1843

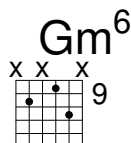
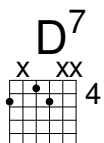
GUITAR TAB

EASY (♩ = 140)



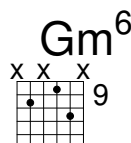
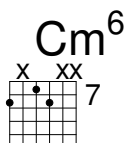
T	6	7	8	7	7	6	7	8	7	7	7	8
A												
B												

WHERE THE VOL - GA FLOWS, A SWEET RUS - SIAN ROSE SET MY



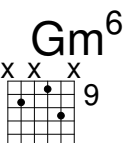
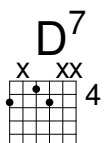
T	8	7	7	10	6	10	8	8	8	6
A										
B										

SOUL A-FLAME, SON - IA WAS HER NAME. HER DARK



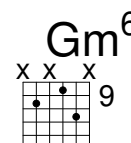
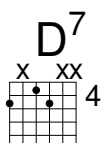
T	6	10	8	6	10	10	8	7	6	7
A										
B										

FLASH - ING EYES, SEEMED TO HYP - NO-TIZE, MY HEART



T	8	7	7	7	8	7	0	0	6	7
A										
B										

MISSED A BEAT WHEN WE TWO WOULD MEET. ONCE NEATH



T	8	7	7	6	7	8	7	7	7	8
A										
B										

RUS - SIAN SKIES, WE FOUND PAR - A-DISE, THEN I

21

D⁷

Gm⁶

T 8 7 7 10 6 10 8 8 8 6

A

B

SAILED A-WAY, LEAV - ING HER TO STAY. NOW A

25

Cm⁶

Gm⁶

T 6 10 8 6 10 10 8 7 6 7

A

B

VIS - ION FAIR, CALLS ME TO HER THERE, AND I

29

D⁷

Gm⁶

T 8 7 7 10 6 6 10 8 8

A

B

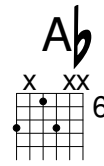
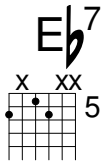
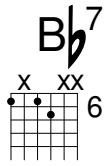
RE - A-LIZE THE LURE OF HER DARK EYES. _____

BLANK

ROSE ROOM - A^b

HARRY WILLIAMS AND ART HICKMAN - 1917

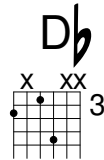
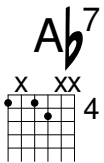
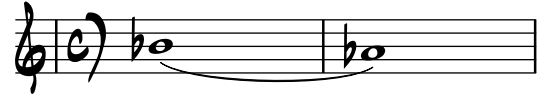
GUITAR TAB



EASY (♩ = 140)

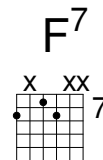
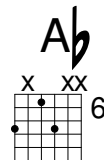
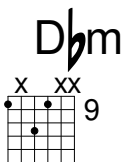
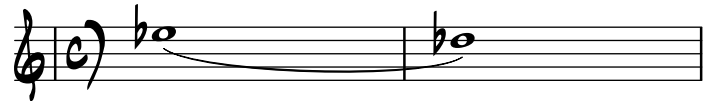
0 8	8 6 7 8 8	
T 8 8	8 6 7 8 8	
A		
B		

IN SUN - NY ROSE - LAND, WHERE SUMMER BREEZES ARE PLAY - ING,



9	9 6 7 8 11 8	
T 9	9 6 7 8 11 8	
A		
B		

WHERE THE HON - EY BEES ARE "A MAY - - - ING."

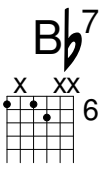


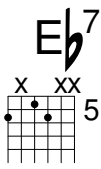
9	9 6 9 9 6 8	
T 9	9 6 9 9 6 8	
A		
B		

THERE ALL THE ROS - ES ARE SWAY - - - ING,



13

B^b7 

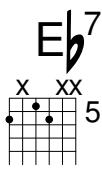
E^b7 

TAB: 7 7 | 6 8 9 6 8 6 | 8 8 0

DANC - ING _____ WHILE THE MEAD-OW BROOK FLOWS. THE MOON WHEN

17

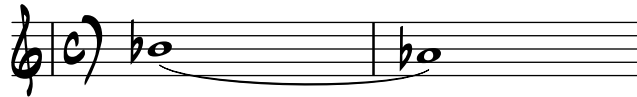
B^b7 

E^b7 

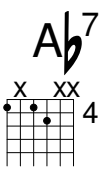
A^b 

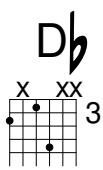
TAB: 6 8 | 8 6 7 8 8 8 |

SHIN - ING, _____ IS MORE THEN EV - ER DE - SIGN - - ING.



21

A^b7 

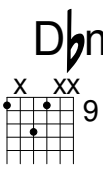
D^b 

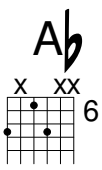
TAB: 9 | 9 6 7 8 11 8 |

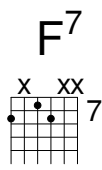
FOR 'TIS EV - ER THEN I AM PIN - - ING,



25

D^bm 

A^b 

F⁷ 

TAB: 9 9 | 9 6 9 9 6 8 | 8 8 0

PIN - ING _____ TO BE SWEETLY RE - CLIN - - ING, SOME - WHERE IN



B \flat ⁷

E \flat ⁷

A \flat

ROSE - LAND, -

BE-SIDE A BEAU-TI - FUL

ROSE.

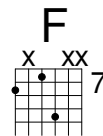
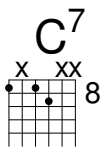
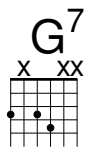
BLANK

ROSE ROOM - F

HARRY WILLIAMS AND ART HICKMAN - 1917

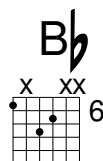
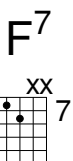
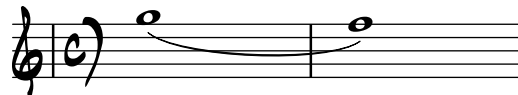
GUITAR TAB

EASY (♩ = 140)



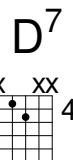
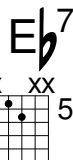
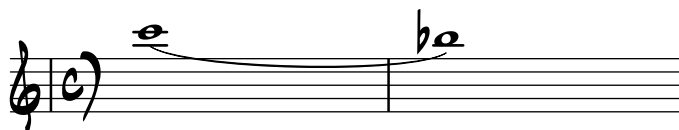
8	8	9	10	17	8	10	11	12	17	12		
T												
A												
B												

IN SUN - NY ROSE - LAND, WHERE SUMMER BREEZES ARE PLAY - ING,



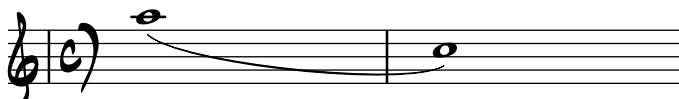
5	13	13	15	16	17	20	17				
T											
A											
B											

WHERE THE HON - EY BEES ARE "A MAY - - ING."



9	18	13	15	18	13	15	17				
T											
A											
B											

THERE ALL THE ROS - ES ARE SWAY - - - ING,



13

G⁷

Gm⁷

C⁷

T
A
B

7 7 10 12 13 15 17 15 8 8 9

DANC - ING, _____ WHILE THE MEAD-OW BROOK FLOWS. THE MOON WHEN

17

G⁷

C⁷

F

T
A
B

10 17 8 10 11 12 17 12

SHIN - ING, _____ IS MORE THEN EV - ER DE - SIGN - - ING.

Handwritten musical notation in treble clef, common time (C), showing a melodic line with a long note for 'SHIN - ING,' and a shorter note for 'IS MORE THEN EV - ER DE - SIGN - - ING.'

21

Cm⁷

F⁷

B^b

T
A
B

13 13 15 16 17 20 17

FOR 'TIS EV - ER THEN I AM PIN - - ING,

Handwritten musical notation in treble clef, common time (C), showing a melodic line with a long note for 'FOR 'TIS EV - ER THEN I AM PIN - - ING,'.

25

B^bm⁷

E^b7

F/A

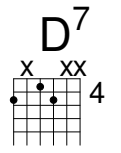
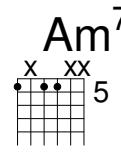
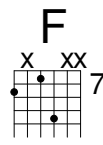
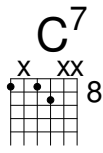
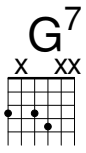
D⁷

T
A
B

18 18 13 15 18 13 15 17 8 8 9

PIN - ING, _____ TO BE SWEETLY RE - CLIN - - ING, SOME-WHERE IN

Handwritten musical notation in treble clef, common time (C), showing a melodic line with a long note for 'PIN - ING, TO BE SWEETLY RE - CLIN - - ING, SOME-WHERE IN'.



T
A
B

ROSE - LAND,

BE-SIDE A BEAU-TI - FUL

ROSE.

BLANK

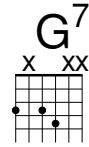
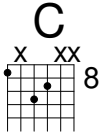
SHINE - C

MUSIC BY FORD DABNEY, MUSIC BY LEW BROWN AND CECIL MACK - 1910

SOURCE: JULIUS YANG'S JAM BOOK

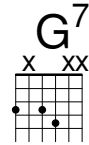
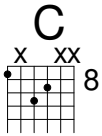
GUITAR TAB

VIGOROUS SWING (♩ = 220)



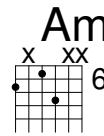
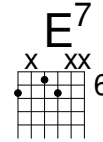
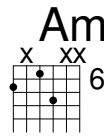
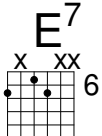
T	8	8	8	8	10	7	10	8	
A									
B									

SHINE JUST BE - CAUSE A WAY YOUR BLUE SKIES
JUST BE - CAUSE MY HAIR IS CUR - LY



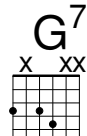
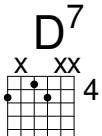
T	8	8	8	8	10	7	10	8	
A									
B									

SHINE JUST BE - CAUSE START WITH YOUR SHOE SIZE
JUST BE - CAUSE MY TEETH ARE PEARL - Y



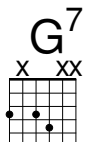
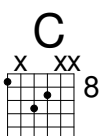
T	0	7	9	0	7	9	10	7	8
A									
B									

SHINE EACH PLACE UP MAKE IT LOOK LIKE NEW
JUST BE - CAUSE I AL - WAYS WEAR A SMILE



T	0	7	0	7	8	10	7	
A	7		7					
B								

SHINE YOUR FACE UP WEAR A SMILE OR TWO
LIKE TO DRESS UP IN THE LA - TEST STYLE



T	8	8	8	8	10	7	10	8	8
A									
B									

SHINE YOUR THESE AND THOSE YES YOU'LL
JUST BE - CAUSE I'M GLAD I'M LI - VIN' _____

21

E⁷ Am E⁷ Am C⁷

T
A
B

FIND THAT EV - 'RY THING WILL TURN OUT FINE
TAKE TROUBLE WITH A SMILE THE WORLD IS MINE

25

F F#^o C A⁷

T
A
B

FOLKS WILL SHINE UP TO YA EV - 'RY ONE WILL HOW DY OO YA
SUCH A HAP - PY FEL - LA GOT THAT SUN AS MY UM - BREL - LA

29

Dm Dm G⁷ C

T
A
B

YOU'LL MAKE THE WHOLE WORLD SHINE _____
THAT'S WHY THEY CALL ME SHINE _____

SHINE - Eb

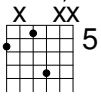
MUSIC BY FORD DABNEY, MUSIC BY LEW BROWN AND CECIL MACK - 1910

SOURCE: JULIUS YANG'S JAM BOOK

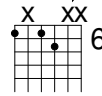
GUITAR TAB

VIGOROUS SWING (♩ = 220)

Eb



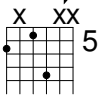
Bb7



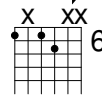
6	6	6	6	8	10	8	6
T							
A							
B							

SHINE JUST BE - CAUSE A WAY YOUR BLUE SKIES
 MY HAIR IS CUR - LY

Eb



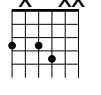
Bb7



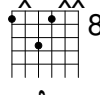
6	6	6	6	8	10	8	6
T							
A							
B							

SHINE JUST BE - CAUSE START WITH YOUR SHOE SIZE
 MY TEETH ARE PEARL - Y

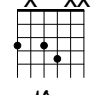
G7



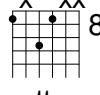
Cm



G7



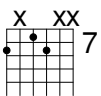
Cm



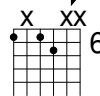
8	10	7	8	10	7	8	10	11
T								
A								
B								

SHINE EACH PLACE UP MAKE IT LOOK LIKE NEW
 JUST BE - CAUSE I AL - WAYS WEAR A SMILE

F7



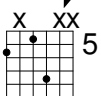
Bb7



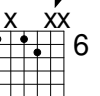
6	8	10	6	8	10	6	8	10
T								
A								
B								

SHINE YOUR FACE UP WEAR A SMILE OR TWO
 LIKE TO DRESS UP IN THE LA - TEST STYLE

Eb



Bb7



6	6	6	6	8	10	8	6	6
T								
A								
B								

SHINE YOUR THESE AND THOSE YES YOU'LL
 JUST BE - CAUSE I'M GLAD I'M LI - VIN' _____

21

G⁷

Cm

G⁷

Cm

E^b7

TAB: 8 10 | 7 8 10 7 | 8 10 | 11

FIND THAT EV - 'RY THING WILL TURN OUT FINE
 TAKE TROUBLE WITH A SMILE THE WORLD IS MINE

25

A^b

A^o

E^b

C⁷

TAB: 10 8 | 10 8 9 6 | 8 6 8 6 | 8 6 9 8

FOLKS WILL SHINE UP TO YA EV - 'RY ONE WILL HOW DY DO YA
 SUCH A HAP - PY FEL - LA GOT THAT SUN AS MY UM - BREL - LA

29

Fm

Fm

B^b7

E^b

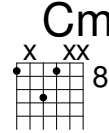
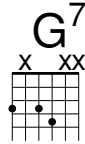
TAB: 6 8 9 | 8 6 | 11

YOU'LL MAKE THE WHOLE WORLD SHINE.
 THAT'S WHY THEY CALL ME SHINE _____

SOME OF THESE DAYS - EB

MUSIC BY SHELTON BROOKS - 1910

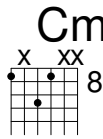
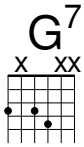
GUITAR TAB



UPTEMPO (♩ = 180)

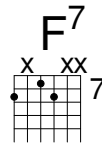
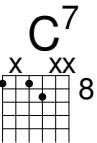
T	8	7	8	6	8	8	6	8	7	8
A								10		
B										

SOME OF THESE DAYS _____ YOU'LL MISS ME, HON - EY. _____ SOME OF THESE



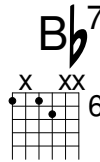
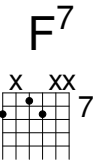
T	6	8	8	8	6	8	8	0	10	10
A										
B										

DAYS _____ YOU'RE GON - A BE SO LONE - LY. _____ YOU'LL MISS MY



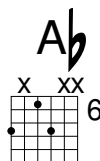
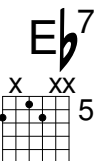
T	9	9	9	8	8	0	8	8	10	10	10	7	8
A													
B													

HUG - GING, _____ YOU'RE GON - A MISS MY KISS - ING. _____ YOU'RE GON - NA MISS ME



T	8	8	6	6	8	6	6	6	8
A									
B									

HON - EY, _____ WHEN I'M FAR A - WAY. _____ I FEEL SO



T	8	8	6	8	9	9	9	9	9
A									
B									

LONE - LY _____ FOR YOU ON - LY, _____ 'CAUSE YOU KNOW,

21 **C⁷**

Fm

TAB

HON - EY, YOU'VE HAD YOUR WAY. AND WHEN YOU

25 **A^b**

E^b°

E^b

C⁷

TAB

LEAVE ME, YOU'RE GON - NA GRIEVE ME, YOU'LL MISS YOUR LIT-TLE

29 **F⁷**

B^b7

E^b

TAB

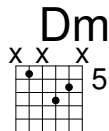
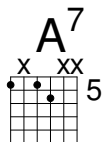
BA - BY, YES, SOME OF THESE DAYS.

SOME OF THESE DAYS - F

MUSIC BY SHELTON BROOKS - 1910

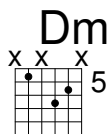
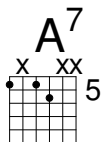
GUITAR TAB

UPTEMPO (♩ = 180)



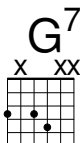
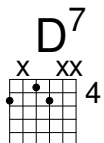
T	10	9	10	8	10	10	8	6	7	10	9	10
A												
B												

SOME OF THESE DAYS YOU'LL MISS ME, HON - EY. SOME OF THESE



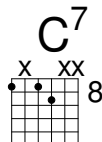
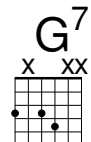
T	8	10	10	10	8	6	6	7	7	6	7
A											
B											

DAYS YOU'RE GON - A BE SO LONE - LY. YOU'LL MISS MY



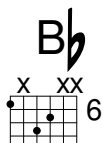
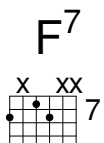
T	6	6	6	10	10	7	7	10	10	7	7	7	6
A													
B													

HUG - GING, YOU'RE GON - A MISS MY KISS - ING. YOU'RE GON - NA MISS ME



T	10	10	8	8	10	8	8	8	8	10
A										
B										

HON - EY, WHEN I'M FAR A - WAY. I FEEL SO



T	6	6	8	10	6	6	6	6	6
A									
B									

LONE - LY FOR YOU ON - LY, 'CAUSE YOU KNOW,

21 **D⁷**

Gm

T 10 10 10 10 6 8
A
B 7 6 7

HON - EY, YOU'VE HAD YOUR WAY. AND WHEN YOU

25 **B^b**

F^o

F

D⁷

T 10 10 10 9 10 8 10 8 10 8 10 6
A
B

LEAVE ME, YOU'RE GON - NA GRIEVE ME, YOU'LL MISS YOUR LIT-TLE

29 **G⁷**

C⁷

F

T 10 10 10 8 10 8 6
A
B

BA - BY, YES, SOME OF THESE DAYS.

SOME OF THESE DAYS - G

MUSIC BY SHELTON BROOKS - 1910

GIUITAR TAB

UPTEMPO (♩ = 180)

B⁷

Em

7 6 7 | 10 | 7 7 10 | 8 0 | 7 6 7

T
A
B

SOME OF THESE DAYS YOU'LL MISS ME, HON - EY. SOME OF THESE

B⁷

Em

5 | 10 | 7 7 7 10 8 | 8 0 | 0 0

T
A
B

DAYS YOU'RE GON - A BE SO LONE - LY. YOU'LL MISS MY

E⁷

A⁷

9 | 8 8 | 8 7 7 9 0 | 7 7 | 0 0 0 7 8

T
A
B

HUG - GING, YOU'RE GON - A MISS MY KISS - ING. YOU'RE GON - NA MISS ME

A⁷

D⁷

13 | 7 7 | 10 10 12 10 | 10 | 10 10 7

T
A
B

HON - EY, WHEN I'M FAR A - WAY. I FEEL SO

G⁷

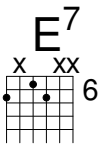
C

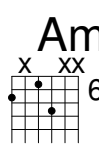
17 | 8 8 | 10 12 8 8 | 8 8 8

T
A
B

LONE - LY FOR YOU ON - LY, 'CAUSE YOU KNOW,

21

E⁷


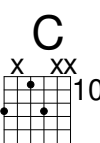
Am


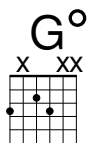
TAB

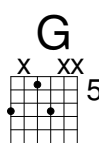
7 7 7 7 8 10 0 0

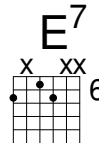
HON - EY, YOU'VE HAD YOUR WAY. AND WHEN YOU

25

C


G^o


G


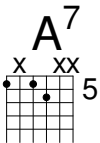
E⁷


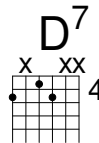
TAB

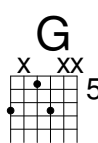
12 12 12 11 12 10 7 10 12 10 7 8

LEAVE ME, YOU'RE GON - NA GRIEVE ME, YOU'LL MISS YOUR LIT-TLE

29

A⁷


D⁷


G


TAB

7 7 7 10 7 10 8

BA - BY, YES, SOME OF THESE DAYS.

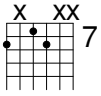
SWEET GEORGIA BROWN - A b

MUSIC BY BEN BERNIE AND MACEO PINKARD, LYRICS BY KENNETH CASEY - 1925

GUITAR TAB

EASY (♩ = 140)

F⁷

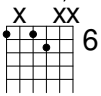


6 8 10 6 | 8 10 10 8 | 13 8 10 6 |

T	6	8	10	6	8	10	10	8	13	8	10	6
A												
B												

NO GAL MADE HAS GOT A SHADE ON SWEET GEOR-GIA BROWN

B^b7

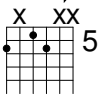


5 6 8 9 6 | 8 9 10 8 | 13 10 8 6 |

T	6	8	9	6	8	9	10	8	13	10	8	6
A												
B												

TWO LEFT FEET, BUT OH SO NEAT HAS SWEET GEOR-GIA BROWN

E^b7

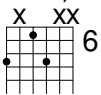


9 8 6 8 8 | 6 8 8 6 | 11 8 8 8 | 8 6 8 6 |

T	8	6	8	8	6	8	8	6	11	8	8	8	8	6	8	6
A																
B																

THEY ALL SIGH AND WAN-NA DIE FOR SWEET GEORGIA BROWN I'LL TELL YOU JUST

A^b

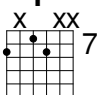


13 8 | 8 6 8 6 | 8 8 6 |

T	8	8	6	8	6	8	8	6
A								
B								

WHY YOU KNOW I DON'T LIE, NOT MUCH!

F⁷

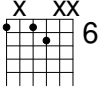


17 6 8 10 6 | 8 10 10 8 | 13 8 10 6 |


T	6	8	10	6	8	10	10	8	13	8	10	6
A												
B												

IT'S BEEN SAID SHE KNOCKS 'EM DEAD WHEN SHE LANDS IN TOWN:

Bb⁷

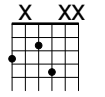


21

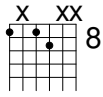


SINCE SHE CAME WHY IT'S A SHAME HOW SHE COOLS'EM DOWN.

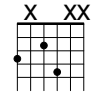
Fm



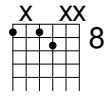
C⁷



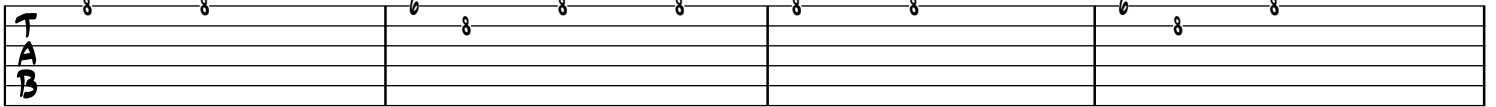
Fm



C⁷

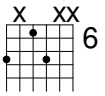


25

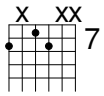


FEL - LERS THAT SHE CAN'T GET ARE FEL - LERS SHE AIN'T

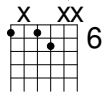
Ab



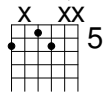
F⁷



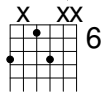
Bb⁷




Eb⁷



Ab



29



MET. GEOR - GIA CLAIMED HER, GEOR GIA NAMED HER, SWEET GEOR - GIA

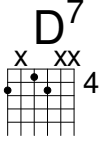
SWEET GEORGIA BROWN - F

MUSIC BY BEN BERNIE AND MACEO PINKARD, LYRICS BY KENNETH CASEY - 1925

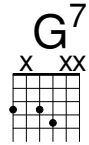
SOURCE: JULIUS YANG'S JAM BOOK

GUITAR TAB

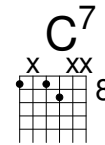
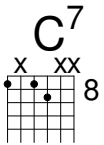
EASY (♩ = 140)



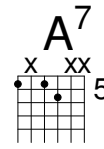
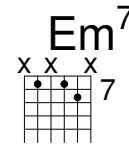
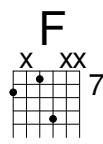
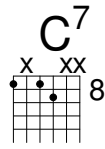
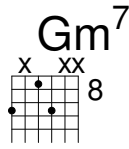
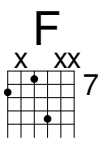
T	0	7	7	10	7	10	10	10	7	7
A	7									
B										
	NO GAL MADE HAS			GOT A SHADE ON			SWEET GEOR-GIA BROWN			



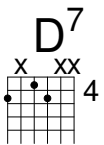
T	0	6	7	10	6	10	10	7	10	8
A	7									
B										
	TWO LEFT FEET, BUT			OH SO NEAT HAS			SWEET GEOR-GIA BROWN			



T	0	8	0	10	8	8	10	0	10	7	10	7
A	10	7	10									
B												
	THEY ALL SIGH AND			WAN-NA DIE FOR			SWEET GEOR-GIA		BROWN I'LL TELL YOU JUST			

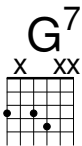


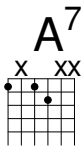
T	10	7	7	10	10	8
A						
B						
	WHY		YOU KNOW I DON'T		LIE, NOT MUCH!	



T	0	7	7	10	7	10	10	7	7
A	7								
B									
	IT'S BEEN SAID SHE			KNOCKS 'EM DEAD WHEN			SHE LANDS IN TOWN:		

21

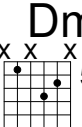
G⁷


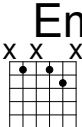
A⁷


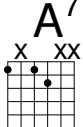
TAB: 0 6 7 | 10 6 7 10 | 10 7 10 8

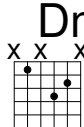
SINCE SHE CAME WHY IT'S A SHAME HOW SHE COOLS'EM DOWN.

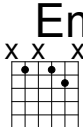
25

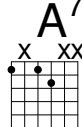
Dm


Em⁷


A⁷


Dm


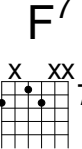
Em⁷


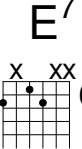
A⁷


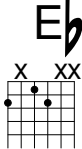
TAB: 10 10 | 8 0 10 10 | 10 10 | 8 0 10

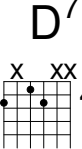
FEL - LERS THAT SHE CAN'T GET ARE FEL - LERS SHE AIN'T

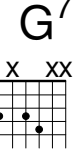
29

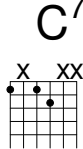
F⁷


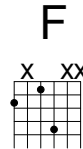
E⁷


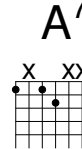
E^b7


D⁷


G⁷


C⁷


F


A⁷


TAB: 10 7 6 10 | 8 9 10 10 | 8 8 10 6

MET. GEOR - GIA CLAIMED HER, GEOR GIA NAMED HER, SWEET GEOR - GIA

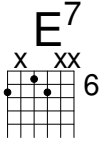
SWEET GEORGIA BROWN - G

MUSIC BY BEN BERNIE AND MACEO PINKARD, LYRICS BY KENNETH CASEY - 1925

SOURCE: JULIUS YANG'S JAM BOOK

GUITAR TAB

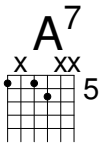
EASY (♩ = 140)



0 7 9 0 | 7 9 9 7 | 12 7 9 0

T
A
B

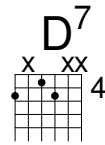
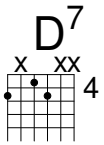
NO GAL MADE HAS GOT A SHADE ON SWEET GEORGIA BROWN



5 0 7 8 0 | 7 8 9 7 | 12 9 7 10

T
A
B

TWO LEFT FEET, BUT OH SO NEAT HAS SWEET GEORGIA BROWN



9 7 0 7 7 | 10 7 7 10 | 10 7 7 7 | 7 0 0

T
A
B

THEY ALL SIGH AND WAN-NA DIE FOR SWEET GEORGIA BROWN I'LL TELL YOU JUST

G

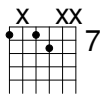
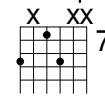
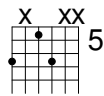
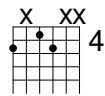
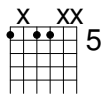
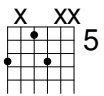
Am⁷

D⁷

G

F#m⁷

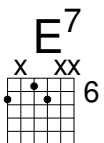
B⁷



13 7 0 0 | 7 7 | 10

T
A
B

WHY YOU KNOW I DON'T LIE, NOT MUCH!

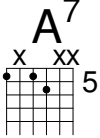
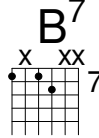


17 0 7 9 0 | 7 9 9 7 | 12 7 9 0

T
A
B

IT'S BEEN SAID SHE KNOCKS 'EM DEAD WHEN SHE LANDS IN TOWN:

21

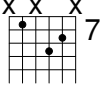





A⁷  **B⁷** 

TAB

0 7 8 0 7 8 9 7 12 9 7 10

SINCE SHE CAME WHY IT'S A SHAME HOW SHE COOLS 'EM DOWN.

25

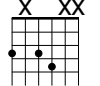




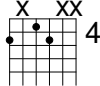


Em  **F#m⁷**  **B⁷**  **Em**  **F#m⁷**  **B⁷** 

TAB

7 7 10 7 7 7 7 7 10 7 7

FEL - LERS THAT SHE CAN'T GET ARE FEL - LERS SHE AIN'T

29

G⁷  **F#⁷**  **F⁷**  **E⁷**  **A⁷**  **D⁷**  **G**  **B⁷** 

TAB

0 8 7 10 11 12 7 10 10 7 8

MET. GEOR - GIA CLAIMED HER, GEOR GIA NAMED HER, SWEET GEOR - GIA

THAT'S-A-PLENTY (V1) - F

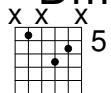
MUSIC BY LEW POLLACK - 1914

SOURCE
YOUTUBE

GIUITAR TAB

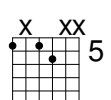
QUICK (♩ = 180)

Dm

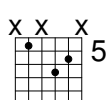


10 9 10 9 | 10 9 8 8 7 7 | 6 10 6 10 | 6 10 8 8 6 6

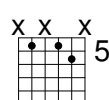
A⁷



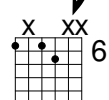
Dm



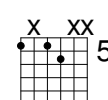
Dm⁷



B^b7



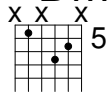
A⁷



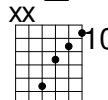
0 6 10 | 0 6 10 10 | 10 10 6 8 9 10 6 | 7 6 7 0 10

FINE

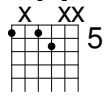
Dm



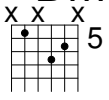
E^m7(b5)



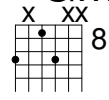
A⁷



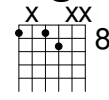
Dm



Gm⁷

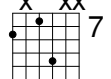


C⁷

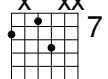


10 10 10 8 | 6 7 | 10 8 7 10 || 6 8 6 | 8 | 6 8 6 8 8 6

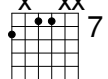
F



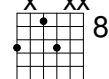
F(maj7)



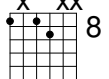
F⁶



Gm⁷

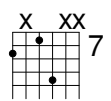


C⁷

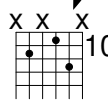


10 6 10 6 | 10 6 10 6 10 8 | 6 8 6 | 8 | 6 8 6 8 8 6

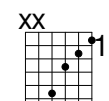
F



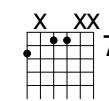
A^b°



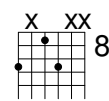
G^m7(b5)



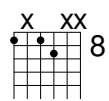
F⁶



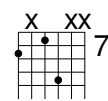
Gm⁷



C⁷

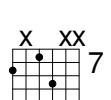


F

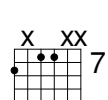


8 10 13 10 13 | 9 6 | 8 6 | 8 6 | 8 6 8 8 8 6 | 10 6 10 6

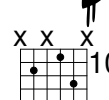
F(maj7)



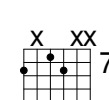
F⁶



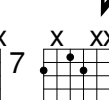
G[#]°



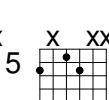
F⁷



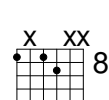
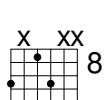
E^b7



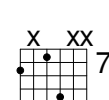
D⁷



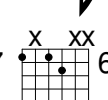
Gm⁷ C⁷



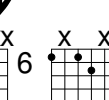
F



B^b7



A⁷



10 6 10 6 | 10 8 7 | 9 6 7 6 9 7 | 8 7 6 10 12 10 | 8 6 8 6 10 10 6 | 6 10